



Summary of results

**Afrobarometer Round 8
Survey in Ghana, 2019**

**Compiled by: Mavis Zupork Dome, Kakra Adu Duayeden, and
Daniel Armah-Attah**

Ghana Center for Democratic Development (CDD-Ghana)



Afrobarometer Round 8 Summary of results for Ghana, 2019

Afrobarometer, a nonprofit corporation with headquarters in Ghana, is a pan-African, non-partisan survey research network that provides reliable data on Africans' experiences and evaluations of quality of life, governance, and democracy. Seven rounds of surveys were completed in up to 38 countries between 1999 and 2018. Round 8 surveys in 2019/2020 are planned in at least 35 countries. Afrobarometer conducts face-to-face interviews in the language of the respondent's choice with nationally representative samples.

Regional coordination of national partners in about 35 countries is provided by the Ghana Center for Democratic Development (CDD-Ghana), the Institute for Justice and Reconciliation (IJR) in South Africa, and the Institute for Development Studies (IDS) at the University of Nairobi in Kenya. Michigan State University (MSU) and the University of Cape Town (UCT) provide technical support to the network.

The Afrobarometer National Partner in Ghana, CDD-Ghana, interviewed a nationally representative, random, stratified probability sample of 2,400 adult Ghanaians between 16 September and 3 October 2019. A sample of this size yields country-level results with a margin of error of +/-2 percentage points at a 95% confidence level. Previous surveys have been conducted in Ghana in 1999, 2002, 2005, 2008, 2012, 2014, and 2017. Technical details of the survey, including descriptions of stratification and household selection, translation languages, and related information, can be found in the survey Technical Information Form that follows.

Below is an outline of the survey findings from all the questions posed to respondents. We also present the findings by some critical demographics such as gender and place of residence (urban-rural).

Financial support for Afrobarometer Round 8 has been provided by Sweden, the Mo Ibrahim Foundation, the Open Society Foundations, the William and Flora Hewlett Foundation, and the U.S. Agency for International Development (USAID) via the U.S. Institute of Peace.

Contact information:

For more information, please visit www.afrobarometer.org or contact:

Mavis Zupork Dome
Research Analyst
CDD-Ghana
m.dome@cddgh.org
+233208835341

Kakra Adu Duayeden
Data Quality Officer
CDD-Ghana
kadu@afrobarometer.org
+233242558278

Daniel Armah-Attah
Project Manager for Anglophone West Africa
CDD-Ghana
daniel@cddgh.org
+233244666455

Table of contents



Technical information form.....	4
Respondents and their households.....	5
Country's overall direction and most important problems.....	11
Economic life	13
Development and international relations	20
Democracy and politics	26
Freedoms.....	32
Citizenship and participation.....	34
Rule of law	37
Elections	39
Institutions and leaders	45
Traditional leaders.....	49
Corruption	52
Public services and government performance.....	55
Taxation.....	61
Identity and society.....	644
Crime and security.....	688
Climate change.....	6969
Media and access to information	700
Youth	766
Country-specific questions	777
Other	876

Universe:	Citizens of Ghana who are 18 years and older
Sample design:	Nationally representative, random, clustered, stratified, multi-stage area probability sample
Stratification:	Region and urban-rural location
Stages:	PSUs (from strata), start points, households, respondents
PSU selection:	Probability proportionate to population size (PPPS)
Cluster size:	8 households per PSU
Household selection:	Randomly selected start points, followed by walk pattern using 5/10 interval
Respondent selection:	Gender quota filled by alternating interviews between men and women; respondents of appropriate gender listed, after which computer randomly selects individual
Weighting:	Weighted to account for individual selection probabilities
Margin of error:	+/-2 percentage points at 95% confidence level
Fieldwork by:	Ghana
Survey languages:	Twi, Ewe, Ga, Dagbani, and Dagaare
Main researchers:	Daniel Armah-Attoh and Mavis Zupork Dome
Outcome rates:	Contact rate: 97% Cooperation rate: 92% Refusal rate: 5% Response rate: 89%
Dates of fieldwork:	16 September – 3 October 2019
Sample size:	2,400
Sampling frame:	2019 adult population projections based on the 2010 Ghana Population and Housing Census frame
EA substitution rate:	[4/300 = 1.33%]

Note: All figures in the following tables are percentages, rounded to one decimal place. Due to rounding, columns may not add up to exactly 100.0%. Readers are reminded that the sample size in Ghana of 2,400 yields a margin of sampling error of +/-2 percentage points at a 95% confidence level. Please note that Afrobarometer's general practice in most analysis and publications is to report findings rounded to whole numbers. A dash ("-") or blank cell indicates that there were no responses in this category. For Questions 1 through 100, weighted frequency distributions are reported.

Note: This presentation of findings does NOT reflect the order in which survey questions were asked during the interview. We have numbered the questions as in the questionnaire but have ordered them by topic. To see the questionnaire, please visit www.afrobarometer.org.

Respondents and their households

Demographic distribution of the sample

		Unweighted data	Weighted data
Gender			
	Male	50	50
	Female	50	50
Location			
	Urban	52	52
	Rural	48	48
Region			
	Western	7	7
	Central	8	8
	Greater Accra	18	19
	Volta	6	6
	Eastern	11	11
	Ashanti	19	19
	Western North	3	3
	Ahafo	2	2
	Bono	4	4
	Bono East	4	4
	Oti	3	3
	Northern	6	6
	Savannah	2	2
	North East	2	2
	Upper East	4	4
	Upper West	3	3
Education			
	No formal education	18	18
	Primary	23	22
	Secondary	45	46
	Post-secondary	14	14
Religion			
	Christian	72	74
	Muslim	17	18
	Other	10	8
	Refused	0	0

Q1. How old are you?

	Urban	Rural	Male	Female	Total
18-25	22.5	22.4	21.9	22.9	22.4
26-35	28.0	26.6	26.3	28.4	27.4
36-45	23.6	19.7	21.2	22.3	21.7
46-55	12.1	15.3	14.4	12.8	13.6
56-65	8.0	10.2	9.1	9.0	9.0
Over 65	5.7	5.8	7.0	4.6	5.8
Don't know	0.1	0.0	0.1	0.0	0.1

Q2. What is the primary language you speak in your home now?

	Urban	Rural	Male	Female	Total
English	5.8	3.4	6.3	3.0	4.7
Akan	61.4	48.9	53.7	57.2	55.4
Ewe/Anlo	8.3	10.5	9.3	9.3	9.3
Ga/Dangbe	9.3	3.5	6.3	6.8	6.6
Dagbani	3.4	5.5	4.5	4.3	4.4
Dagaare	1.5	4.9	3.0	3.3	3.1
Fafra	0.6	0.9	0.7	0.8	0.7
Gonja	0.5	0.7	0.3	0.9	0.6
Hausa	2.2	0.2	1.4	1.0	1.2
Konkonba	1.0	4.5	2.2	3.1	2.7
Krobo	0.4	0.8	0.4	0.7	0.6
Kusaal	0.1	2.3	1.4	0.9	1.2
Kusasi	0.2	1.0	0.5	0.6	0.6
Sissali	0.2	0.6	0.5	0.3	0.4
Waale	0.4	1.0	0.7	0.7	0.7
Mampruli	0.4	1.7	1.0	1.0	1.0
Other	4.3	9.6	7.6	6.0	6.8

Q81. What is your ethnic community, cultural group, or tribe?

	Urban	Rural	Male	Female	Total
Akan	53.1	41.9	46.6	48.9	47.7
Ewe/Anlo	13.6	13.9	14.0	13.5	13.7
Ga/Adangbe	10.3	4.4	7.9	7.1	7.5
Dagomba	6.0	6.0	6.4	5.5	6.0
Guan	0.9	0.8	1.2	0.5	0.9
Gurma	0.0	0.7	0.2	0.4	0.3
Grusi	0.5	0.7	0.4	0.7	0.5
Mande	0.1	0.1	0.2	0.0	0.1
Dagaare	0.3	1.1	0.5	0.8	0.7
Dagao	0.4	2.7	1.4	1.7	1.5
Frafra	1.0	0.9	0.8	1.1	0.9
Hausa	1.3	0.2	1.0	0.6	0.8
Krobo	0.5	0.7	0.5	0.8	0.6
Kusaal	0.1	1.2	0.7	0.5	0.6
Kusasi	0.5	2.5	1.2	1.7	1.5
Mamprusi	0.2	1.3	0.8	0.6	0.7
Sissila	0.4	0.6	0.6	0.4	0.5
Konkomba	0.8	5.2	2.4	3.4	2.9
Dagaate	0.4	2.6	1.4	1.5	1.5
Ghanaian only, or "doesn't think of self in those terms"	0.5	0.2	0.4	0.3	0.3
Other	8.5	12.1	11.4	9.0	10.2

Refused to answer	0.1	0.2	0.1	0.2	0.2
Don't know	0.5	0.2	0.1	0.6	0.3

Q97. What is your highest level of education?

	Urban	Rural	Male	Female	Total
No formal schooling	8.0	27.0	11.5	22.7	17.1
Informal schooling only (including Koranic schooling)	0.7	0.4	0.4	0.7	0.6
Some primary schooling	8.2	11.1	7.0	12.2	9.6
Primary school completed	12.8	12.8	11.3	14.3	12.8
Intermediate school or Some secondary school / high school	21.5	23.2	23.8	20.9	22.3
Secondary school / high school completed	29.8	17.6	27.6	20.4	24.0
Post-secondary qualifications, other than university e.g. a diploma or degree from a polytechnic or college	9.1	3.7	8.6	4.4	6.5
Some university	2.8	1.4	2.9	1.3	2.1
University completed	5.8	2.7	5.8	2.8	4.3
Post-graduate	1.2	0.1	1.1	0.2	0.7
Don't know		0.1		0.1	0.0

Q98A. What is your religion, if any?

	Urban	Rural	Male	Female	Total
None	2.2	4.2	5.0	1.3	3.1
Christian only (i.e., respondents says only "Christian", without identifying a specific sub-group)	22.1	18.5	21.2	19.6	20.4
Roman Catholic	6.4	13.8	10.0	9.9	9.9
Orthodox	2.1	2.3	1.9	2.5	2.2
Anglican	2.1	0.2	0.7	1.7	1.2
Lutheran	0.1	0.2	0.1	0.2	0.1
Methodist	6.6	5.1	5.7	6.1	5.9
Presbyterian	6.5	5.4	4.8	7.2	6.0
Baptist	2.2	0.8	0.9	2.1	1.5
Evangelical	1.2	1.7	1.8	1.1	1.4
Pentecostal (e.g., "Born Again" and/or "Saved")	20.0	16.7	16.3	20.6	18.5
Independent (e.g., "African Independent Church")	1.0	0.9	0.6	1.3	1.0
Jehovah's Witness	1.1	0.5	1.2	0.4	0.8
Seventh Day Adventist	2.0	1.7	1.9	1.7	1.8
Mormon	0.1		0.1	0.0	0.1
Muslim only (i.e., respondents says only "Muslim", without identifying a specific sub-group)	16.7	15.4	16.6	15.6	16.1
Sunni only (i.e., respondents says only "Sunni" or "Sunni Muslim", without identifying a specific sub-group)	1.0	0.8	1.0	0.9	0.9
Ismaeli	0.0	0.3	0.2	0.1	0.2
Tijaniya Brotherhood	0.6	0.5	0.7	0.4	0.6
Traditional / ethnic religion	0.3	3.9	3.0	1.1	2.0
Atheist (Do not believe in a God)	0.2	0.3	0.5	0.0	0.2

Calvinist	0.0	0.1	0.0	0.1	0.0
Church of Christ	1.2	0.8	1.2	0.9	1.0
Zionist Christian Church	0.1	0.2	0.1	0.3	0.2
Apostolic	1.0	1.3	1.3	1.0	1.1
Assembly of God	0.7	0.9	0.5	1.1	0.8
Other	2.1	3.2	2.5	2.8	2.6
Refused	0.1	0.1	0.1	0.1	0.1
Don't know	0.1	0.0	0.1	0.0	0.0

Q92A. Which of these things do you personally own? [If "No":] Does anyone else in your household own one: Radio?

	Urban	Rural	Male	Female	Total
No, don't own	12.2	23.4	13.5	21.5	17.5
Yes, someone else owns	11.2	14.3	8.3	17.1	12.7
Yes, do own	76.4	62.2	78.2	61.0	69.6
Don't know	0.3	0.2	0.1	0.4	0.2

Q92B. Which of these things do you personally own? [If "No":] Does anyone else in your household own one: Television?

	Urban	Rural	Male	Female	Total
No, don't own	10.2	37.9	19.6	27.2	23.4
Yes, someone else owns	14.1	12.2	10.3	16.0	13.2
Yes, do own	75.7	49.4	69.9	56.3	63.1
Don't know	0.1	0.5	0.1	0.4	0.3

Q92C. Which of these things do you personally own? [If "No":] Does anyone else in your household own one: Motor vehicle or motorcycle?

	Urban	Rural	Male	Female	Total
No, don't own	58.2	61.6	56.3	63.4	59.8
Yes, someone else owns	21.2	19.9	16.1	25.1	20.6
Yes, do own	18.9	18.1	27.2	9.8	18.5
Don't know	1.7	0.4	0.4	1.7	1.1

Q92D. Which of these things do you personally own? [If "No":] Does anyone else in your household own one: Computer?

	Urban	Rural	Male	Female	Total
No, don't own	58.1	83.7	67.0	73.7	70.4
Yes, someone else owns	16.3	5.2	8.7	13.3	11.0
Yes, do own	23.3	9.4	22.8	10.5	16.6
Don't know	2.2	1.8	1.6	2.5	2.0

Q92E. Which of these things do you personally own? [If "No":] Does anyone else in your household own one: Bank account?

	Urban	Rural	Male	Female	Total
No, don't own	24.0	49.0	30.1	41.7	35.9
Yes, someone else owns	13.2	11.7	9.4	15.6	12.5
Yes, do own	62.0	37.1	59.6	40.6	50.1
Refused	0.1	0.0	0.1	0.0	0.1
Don't know	0.8	2.1	0.8	2.1	1.4

Q92F. Which of these things do you personally own? [If “No”:] Does anyone else in your household own one: Mobile phone?

	Urban	Rural	Male	Female	Total
No, don't own	3.1	9.5	4.4	7.9	6.2
Yes, someone else owns	2.8	10.5	3.7	9.3	6.5
Yes, do own	94.0	79.9	91.7	82.8	87.3
Don't know	0.1	0.1	0.2	0.0	0.1

Q92G. Does your phone have access to the Internet?

	Urban	Rural	Male	Female	Total
No (Does not have internet access)	40.0	52.7	41.9	50.2	46.1
Yes (Have internet)	53.2	25.4	48.3	31.6	39.9
Not applicable	6.0	20.1	8.3	17.2	12.7
Don't know	0.9	1.7	1.5	1.0	1.3

Q92H. How often do you use: A mobile phone?

	Urban	Rural	Male	Female	Total
Never	2.0	8.4	2.5	7.7	5.1
Less than once a month	0.8	2.2	1.0	1.9	1.5
A few times a month	1.0	3.2	1.4	2.8	2.1
A few times a week	4.5	8.9	4.6	8.7	6.6
Every day	91.6	77.0	90.5	78.7	84.6
Don't know	0.0	0.2	0.0	0.2	0.1

Q92I. How often do you use: The Internet?

	Urban	Rural	Male	Female	Total
Never	43.2	71.8	48.8	64.8	56.9
Less than once a month	4.1	3.2	3.0	4.4	3.7
A few times a month	5.4	6.0	6.6	4.7	5.6
A few times a week	11.2	5.8	9.7	7.6	8.6
Every day	35.7	11.7	31.6	16.9	24.2
Refused	0.0	0.1	0.0	0.1	0.1
Don't know	0.5	1.4	0.3	1.5	0.9

Q93A. What is your main source of water for household use?

	Urban	Rural	Male	Female	Total
Piped water into dwelling	27.8	8.9	19.1	18.4	18.7
Piped water into yard, plot or compound	16.2	5.5	10.8	11.3	11.1
Public tap or standpipe	30.1	36.1	32.9	33.0	32.9
Tubewell or borehole	11.1	31.0	21.3	19.9	20.6
Protected dug well	8.1	4.9	5.8	7.3	6.6
Unprotected dug well	1.7	2.1	2.5	1.2	1.9
Protected spring	0.4	0.7	0.3	0.8	0.5
Unprotected spring	0.2	3.2	1.4	1.9	1.6
Rainwater collection	0.5	0.6	0.7	0.4	0.5
Bottled water	0.4		0.1	0.3	0.2
Purchased from a cart with a small tank or drum	0.6	0.1	0.3	0.3	0.3
Purchased from a tanker truck	1.4	0.0	0.7	0.7	0.7

Surface water, like a river, dam, lake, pond, stream, canal or irrigation channel	1.5	6.9	4.0	4.2	4.1
Other	0.1	0.0	0.0	0.1	0.0
Refused	0.1	0.1	0.0	0.1	0.1
Don't know	0.1	0.0	0.0	0.1	0.1

Q93B. Do you have a toilet, water closet or latrine available for your use? [If yes] Is it inside your house, inside your compound, or outside your compound, or is there none available?

	Urban	Rural	Male	Female	Total
No latrine	18.3	42.1	29.4	29.9	29.7
Inside the house	45.5	19.2	34.1	31.8	32.9
Inside the compound	15.1	11.5	13.1	13.6	13.3
Outside the compound	21.0	27.2	23.3	24.7	24.0
Refused	0.0	0.0	0.0	0.0	0.0
Don't know	0.0	0.0	0.0	0.0	0.0

Q94A. Do you have an electric connection to your home from the national power grid?

	Urban	Rural	Male	Female	Total
No	4.9	25.8	13.4	16.3	14.9
Yes	94.9	74.0	86.5	83.3	84.9
Refused to answer	0.0	0.0	0.0	0.0	0.0
Don't know	0.2	0.2	0.1	0.3	0.2

Q94B. [If yes to Q94A] How often is electricity actually available from this connection?

	Urban	Rural	Male	Female	Total
Never	1.7	2.3	1.6	2.4	2.0
Occasionally	7.6	8.8	7.8	8.5	8.2
About half of the time	3.9	3.7	4.0	3.6	3.8
Most of the time	48.2	33.7	41.7	40.8	41.3
All of the time	33.5	25.3	31.4	27.8	29.6
Not Applicable	5.1	26.0	13.5	16.7	15.1
Don't know	0.0	0.2	0.0	0.2	0.1

Q94C. Does your house use electric power from any source other than the national power grid?

	Urban	Rural	Male	Female	Total
No	89.3	85.9	88.1	87.2	87.6
Yes	9.7	12.2	11.0	10.7	10.9
Refused to answer	0.0	0.1	0.1		0.1
Don't know	1.1	1.8	0.8	2.1	1.4

Q94D. [If yes to Q94C] What is the source of the electricity for this connection?

	Urban	Rural	Male	Female	Total
Batteries or power bank	1.2	3.0	1.4	2.7	2.1
Generator	1.2	0.3	0.9	0.6	0.8
Solar panels	0.6	2.2	1.7	1.1	1.4
Wind power	0.1	0.0	0.0	0.1	0.1
Hydro power	6.1	5.9	6.3	5.6	6.0
Biogas	0.1	0.1	0.1		0.1
Other	0.0	0.4	0.3	0.2	0.2
Multiple sources	0.1	0.0	0.0	0.1	0.1

Not Applicable	90.3	87.8	89.0	89.3	89.1
Don't know	0.3	0.3	0.2	0.4	0.3

Q94E. [If yes to Q94C] Is the electricity source owned by your household, or does it come from outside of your household.

	Urban	Rural	Male	Female	Total
Owned by household	8.8	9.1	8.9	9.0	8.9
Owned outside of household	0.5	2.5	1.7	1.2	1.4
Get power from sources both within and outside of household	0.0	0.4	0.2	0.2	0.2
Not Applicable	90.3	87.8	89.0	89.3	89.1
Refused to answer	0.0			0.0	0.0
Don't know	0.3	0.3	0.2	0.3	0.3



Country's overall direction and most important problems

Q3. Let's start with your general view about the current direction of our country. Some people might think the country is going in the wrong direction. Others may feel it is going in the right direction. So let me ask YOU about the overall direction of the country: Would you say that the country is going in the wrong direction or going in the right direction?

	Urban	Rural	Male	Female	Total
Going in the wrong direction	55.6	62.8	57.4	60.7	59.0
Going in the right direction	37.6	33.1	37.3	33.6	35.4
Refused	0.1	0.1	0.2	0.1	0.1
Don't know	6.7	4.0	5.2	5.7	5.4

Q48PT1. In your opinion, what are the most important problems facing this country that government should address?

	Urban	Rural	Male	Female	Total
Nothing/ no problems	0.3	0.1	0.2	0.2	0.2
Management of the economy	8.3	7.4	6.6	9.1	7.9
Wages, incomes and salaries	1.6	2.0	1.8	1.7	1.8
Unemployment	23.0	13.2	18.1	18.6	18.3
Poverty/destitution	1.4	2.6	1.1	2.9	2.0
Rates and taxes	2.4	1.1	1.6	1.9	1.7
Loans / credit	0.3	1.3	0.6	0.9	0.8
Farming/agriculture	1.7	3.8	3.1	2.2	2.7
Food shortage/famine	0.3	0.2	0.2	0.3	0.3
Land	0.1	0.1	0.1	0.0	0.1
Transportation	0.7	1.4	1.0	1.1	1.1
Communications	0.4	0.1	0.1	0.4	0.3
Infrastructure / roads	24.1	27.9	26.7	25.2	26.0
Education	11.5	11.9	11.4	11.9	11.7
Housing	0.4	0.3	0.5	0.2	0.4
Electricity	0.9	2.7	1.4	2.1	1.7
Water supply	2.5	8.6	5.6	5.2	5.4
Orphans/street children/homeless children	0.1	0.1	0.0	0.2	0.1
Services (other)	0.5	0.4	0.5	0.4	0.5
Health	5.4	5.9	5.4	5.9	5.6
Sickness / Disease	0.0	0.1	0.1	0.0	0.0
Crime and security	4.3	1.9	3.8	2.5	3.2
Corruption	6.7	3.3	6.7	3.5	5.1
Discrimination/ inequality	0.2	0.3	0.3	0.3	0.3
Democracy/political rights	0.3	0.4	0.6	0.1	0.3
Agricultural marketing	0.1	0.2	0.2	0.2	0.2
Climate change	0.0	0.0	0.0	0.0	0.0
Other responses	1.2	0.4	0.9	0.7	0.8
Refused	0.8	1.8	0.9	1.7	1.3
Don't know	0.5	0.4	0.6	0.4	0.5

Q48PT2. In your opinion, what are the most important problems facing this country that government should address?

	Urban	Rural	Male	Female	Total
Management of the economy	5.8	5.6	4.1	7.4	5.7
Wages, incomes and salaries	2.2	1.3	1.9	1.7	1.8
Unemployment	14.0	10.7	11.4	13.4	12.4
Poverty/destitution	1.6	2.9	1.6	2.7	2.2
Rates and taxes	1.8	0.4	1.1	1.1	1.1
Loans / credit	1.0	1.7	1.0	1.6	1.3
Farming/agriculture	2.1	5.9	5.7	2.2	4.0
Food shortage/famine	0.2	0.7	0.2	0.6	0.4
Drought	0.0	0.1	0.0	0.1	0.1
Land	0.1	0.0	0.0	0.1	0.0
Transportation	0.7	0.6	0.7	0.6	0.6
Communications	0.1	1.0	0.5	0.4	0.5
Infrastructure / roads	19.4	18.1	20.5	17.0	18.8
Education	13.5	13.9	13.6	13.8	13.7
Housing	0.8	0.2	0.5	0.5	0.5
Electricity	2.5	5.8	4.6	3.6	4.1
Water supply	5.7	8.3	6.0	7.9	6.9
Orphans/street children/homeless children	0.3	0.1	0.2	0.2	0.2
Services (other)	0.4	0.3	0.4	0.3	0.4
Health	8.2	10.0	9.4	8.7	9.1
Crime and security	5.7	3.2	4.3	4.8	4.5
Corruption	3.9	1.1	3.0	2.1	2.6
Political instability/political divisions/ ethnic tensions	0.0	0.2	0.2	0.0	0.1
Discrimination/ inequality	0.6	0.4	0.8	0.3	0.5
Gender issues / women's rights	0.2	0.4	0.1	0.4	0.3
Democracy/political rights	0.5	0.5	0.6	0.4	0.5
Agricultural marketing	0.6	0.3	0.6	0.3	0.5
Other responses	0.9	0.9	1.0	0.8	0.9
No further reply	7.4	5.3	5.8	7.0	6.4

Q48PT3. In your opinion, what are the most important problems facing this country that government should address?

	Urban	Rural	Male	Female	Total
Management of the economy	5.7	4.1	3.7	6.1	4.9
Wages, incomes and salaries	1.8	1.2	1.9	1.1	1.5
Unemployment	9.9	7.3	8.2	9.2	8.7
Poverty/destitution	2.1	2.9	2.0	2.9	2.5
Rates and Taxes	1.9	1.1	2.0	1.0	1.5
Loans / credit	1.2	1.4	0.9	1.6	1.3
Farming/agriculture	2.1	4.9	4.8	2.1	3.4
Food shortage/famine	0.2	0.5	0.4	0.3	0.3
Drought	0.0	0.1	0.1	0.0	0.1
Transportation	0.6	0.8	0.7	0.7	0.7
Communications	0.1	0.6	0.4	0.3	0.3
Infrastructure / roads	12.1	15.5	14.5	13.0	13.8
Education	12.1	12.8	12.2	12.6	12.4
Housing	1.0	0.1	0.8	0.4	0.6
Electricity	2.1	5.2	3.8	3.4	3.6
Water supply	3.0	8.8	6.5	5.0	5.8

Orphans/street children/homeless children	0.7	0.2	0.4	0.5	0.4
Services (other)	0.6	0.6	0.5	0.6	0.6
Health	11.9	11.3	11.7	11.5	11.6
Crime and Security	6.0	2.9	5.6	3.5	4.5
Corruption	2.8	1.5	2.5	1.9	2.2
Political violence	0.0	0.1	0.0	0.0	0.0
Political instability/political divisions/ ethnic tensions	0.1	0.3	0.2	0.2	0.2
Discrimination/ inequality	0.5	0.2	0.3	0.5	0.4
Gender issues / women's rights	0.1	0.5		0.6	0.3
Democracy/political rights	0.6	0.8	0.8	0.5	0.7
Agricultural marketing	0.3	0.4	0.3	0.4	0.3
Other responses	1.4	1.0	1.2	1.2	1.2
No further reply	19.0	12.9	13.5	18.7	16.1



Economic life

Let's discuss economic conditions.

Q4A. In general, how would you describe the present economic condition of this country?

	Urban	Rural	Male	Female	Total
Very bad	33.7	39.9	36.0	37.3	36.6
Fairly bad	25.8	25.0	24.2	26.6	25.4
Neither good nor bad	6.6	4.6	6.1	5.1	5.6
Fairly good	24.8	21.2	23.5	22.6	23.1
Very good	6.7	7.3	8.9	5.1	7.0
Don't know	2.5	2.1	1.3	3.3	2.3

Q4B. In general, how would you describe your own present living conditions?

	Urban	Rural	Male	Female	Total
Very bad	27.5	37.9	30.7	34.3	32.5
Fairly bad	24.2	25.8	25.4	24.7	25.0
Neither good nor bad	6.6	3.9	5.2	5.4	5.3
Fairly good	34.1	24.5	30.5	28.6	29.5
Very good	7.1	7.8	8.3	6.6	7.4
Don't know	0.4	0.1	0.1	0.4	0.2

Q6A. Looking back, how do you rate economic conditions in this country compared to 12 months ago?

	Urban	Rural	Male	Female	Total
Much worse	15.8	19.5	16.8	18.4	17.6
Worse	29.3	28.9	29.4	28.9	29.1
Same	22.7	17.7	18.2	22.4	20.3
Better	25.5	26.7	27.7	24.5	26.1
Much better	4.2	5.6	6.2	3.6	4.9
Refused	0.0	0.0	0.0	0.0	0.0
Don't know	2.5	1.5	1.8	2.3	2.0

Q6B. Looking ahead, do you expect economic conditions in this country to be better or worse in 12 months' time?

	Urban	Rural	Male	Female	Total
Much worse	9.3	9.6	11.0	7.9	9.5
Worse	8.9	11.0	10.0	9.8	9.9
Same	9.9	8.8	10.0	8.8	9.4
Better	39.8	35.7	35.6	40.0	37.8
Much better	15.8	17.5	18.8	14.3	16.6
Refused	0.0	0.0	0.0	0.0	0.0
Don't know	16.4	17.4	14.6	19.1	16.9

Q7A. Over the past year, how often, if ever, have you or anyone in your family gone without: Enough food to eat?

	Urban	Rural	Male	Female	Total
Never	77.8	70.7	73.1	75.7	74.4
Just once or twice	9.2	12.8	11.9	9.9	10.9
Several times	8.9	10.9	9.8	10.0	9.9
Many times	3.5	4.7	4.2	4.0	4.1
Always	0.6	0.7	0.9	0.4	0.6

Don't know	0.0	0.1	0.1	0.0	0.1
------------	-----	-----	-----	-----	-----

Q7B. Over the past year, how often, if ever, have you or anyone in your family gone without: Enough clean water for home use?

	Urban	Rural	Male	Female	Total
Never	82.1	73.3	76.6	79.2	77.9
Just once or twice	6.3	7.9	7.8	6.3	7.1
Several times	6.8	9.1	8.0	7.7	7.9
Many times	3.8	4.9	4.6	4.1	4.3
Always	1.0	4.7	2.8	2.6	2.7
Don't know	0.0	0.1	0.1	0.0	0.1

Q7C. Over the past year, how often, if ever, have you or anyone in your family gone without: Medicines or medical treatment?

	Urban	Rural	Male	Female	Total
Never	77.8	58.5	68.2	69.0	68.6
Just once or twice	11.1	16.2	14.1	13.0	13.5
Several times	7.6	14.7	10.6	11.5	11.0
Many times	2.5	8.1	5.3	5.0	5.2
Always	0.9	2.3	1.7	1.5	1.6
Don't know	0.0	0.2	0.2	0.0	0.1

Q7D. Over the past year, how often, if ever, have you or anyone in your family gone without: Enough fuel to cook your food?

	Urban	Rural	Male	Female	Total
Never	84.9	82.3	83.5	83.8	83.6
Just once or twice	7.6	7.1	7.4	7.3	7.3
Several times	4.7	6.3	5.4	5.6	5.5
Many times	2.1	3.2	3.1	2.2	2.6
Always	0.7	1.1	0.7	1.1	0.9
Don't know	0.1	0.0	0.1	0.0	0.0

Q7E. Over the past year, how often, if ever, have you or anyone in your family gone without: A cash income?

	Urban	Rural	Male	Female	Total
Never	35.4	20.5	28.9	27.6	28.3
Just once or twice	23.8	17.0	20.8	20.3	20.5
Several times	21.9	24.6	23.1	23.3	23.2
Many times	15.0	26.3	19.1	21.7	20.4
Always	3.7	11.5	8.0	6.9	7.4
Refused	0.0	0.1	0.1		0.0
Don't know	0.2	0.0	0.0	0.2	0.1

Q5. How often, if ever, are people like you treated unfairly by the government based on your economic status, that is, how rich or poor you are?

	Urban	Rural	Male	Female	Total
Never	53.0	54.0	51.5	55.5	53.5
Sometimes	29.5	28.9	29.8	28.7	29.2
Often	10.2	9.5	11.3	8.5	9.9
Always	5.2	5.0	5.8	4.4	5.1
Refused	0.0	0.3	0.3	0.0	0.1

Don't know	2.1	2.3	1.4	3.0	2.2
------------	-----	-----	-----	-----	-----

Q95A. Do you have a job that pays a cash income? [If "Yes":] Is it full time or part time? [If "No":] Are you currently looking for a job?

	Urban	Rural	Male	Female	Total
No (not looking)	23.8	27.8	24.3	27.2	25.7
No (looking)	15.8	22.6	15.9	22.1	19.0
Yes, part time	10.8	12.0	13.6	9.2	11.4
Yes, full time	49.4	37.3	46.0	41.3	43.7
Refused	0.0	0.0	0.0	0.0	0.0
Don't know	0.1	0.3	0.1	0.2	0.2

Q95B. If you have paid employment, that is, regular employment for which you receive something like an hourly wage or a regular salary, are you required to pay an income tax, that is, a tax deducted from your wages by your employer?

	Urban	Rural	Male	Female	Total
No, not required to pay	8.2	15.6	12.7	10.8	11.7
Yes, required to pay	49.4	32.2	44.8	37.5	41.2
Not applicable	39.7	50.7	40.4	49.5	45.0
Don't know	2.7	1.6	2.1	2.2	2.1

Q95C. What is your main occupation? [If unemployed, retired, or disabled:] What was your last main occupation?

	Urban	Rural	Male	Female	Total
Never had a job	4.3	5.3	4.9	4.7	4.8
Student	7.5	5.7	7.4	5.9	6.7
Housewife / homemaker	1.2	1.7	0.1	2.7	1.4
Agriculture / farming / fishing / forestry	11.0	45.5	31.7	23.3	27.5
Trader / hawker / vendor	27.3	16.8	9.0	35.5	22.3
Retail / Shop	5.7	2.6	3.2	5.3	4.2
Unskilled manual worker (e.g., cleaner, laborer, domestic help, unskilled manufacturing worker)	6.3	4.6	7.4	3.5	5.5
Artisan or skilled manual worker (e.g., trades like electrician, mechanic, machinist or skilled manufacturing worker)	21.2	9.9	20.6	11.1	15.8
Clerical or secretarial	1.3	0.3	0.6	1.0	0.8
Supervisor / Foreman / Senior Manager	1.0	0.0	0.9	0.1	0.5
Security services (police, army, private security)	1.5	0.7	2.2	0.0	1.1
Mid-level professional (e.g., teacher, nurse, mid-level government officer)	7.9	5.0	8.0	5.0	6.5
Upper-level professional (e.g., banker/finance, doctor, lawyer, engineer, accountant, professor, senior-level government)	2.0	0.4	1.4	1.0	1.2
Other	1.8	1.3	2.2	0.9	1.5
Refused	0.2	0.2	0.4		0.2
Don't know	0.0	0.1	0.0	0.0	0.0

Q95D. Do you work for yourself, for someone else in the private sector or the non-governmental sector, or for government? [If respondent indicated in Q95C that they were unemployed, retired, or disabled:] In your last job, did you work for yourself, for someone else in the private sector or the non-governmental sector, or for government?

	Urban	Rural	Male	Female	Total
Works for self	59.2	71.2	58.9	71.0	65.0
Private sector	17.8	8.4	16.3	10.3	13.3
Non-Governmental Organizations / Civil society sector	0.7	0.7	0.9	0.5	0.7
Government	8.6	6.1	10.3	4.5	7.4
Not applicable	13.0	12.5	12.4	13.2	12.8
Refused	0.3	0.4	0.5	0.1	0.3
Don't know	0.4	0.7	0.7	0.4	0.6

Q96A. What is the main way that decisions are made about how to use any money that you have or earn, for example from a job, a business, selling things or other activities?

	Urban	Rural	Male	Female	Total
You make the decisions yourself	67.7	59.4	68.7	58.8	63.7
Your spouse makes the decisions	6.6	11.1	4.9	12.5	8.7
You make the decisions jointly with your spouse	12.6	15.5	12.7	15.4	14.0
You make the decisions jointly with other family members	5.8	6.8	7.0	5.6	6.3
Other family members make the decisions without you	3.8	2.9	3.2	3.5	3.4
None of the above / Some other response	0.4	0.6	0.7	0.3	0.5
Not applicable, no earnings	2.7	3.3	2.6	3.4	3.0
Refused to answer	0.0		0.1		0.0
Don't know	0.4	0.4	0.2	0.5	0.4

Q96B. Who is the head of this household, that is, the person who has primary responsibility for making decisions on behalf of the household?

	Urban	Rural	Male	Female	Total
You [respondent]	54.9	52.0	72.3	34.7	53.5
Respondent's spouse	19.7	24.4	2.0	41.8	22.0
Respondent's father	12.5	12.2	13.5	11.2	12.4
Respondent's mother	5.6	4.2	4.5	5.3	4.9
Respondent's son	0.0	0.7	0.3	0.4	0.3
Respondent's daughter	0.0	0.1	0.0	0.1	0.1
Respondent's grandfather	0.7	1.1	0.8	0.9	0.9
Respondent's grandmother	0.7	0.4	0.5	0.6	0.5
Another male relative	3.2	3.3	4.3	2.3	3.3
Another female relative	0.9	0.5	0.3	1.1	0.7
Someone else	1.3	0.5	1.0	0.9	1.0
More than one person	0.3	0.5	0.3	0.5	0.4
Refused	0.1	0.0	0.0	0.1	0.1
Don't know	0.1	0.0	0.0	0.1	0.0

**Q96C. What is the main occupation of the head of the household? [If unemployed, retired, or disabled:]
What was his or her last main occupation?**

	Urban	Rural	Male	Female	Total
Never had a job	1.2	0.8	0.6	1.5	1.0
Student	0.7	0.3	0.3	0.7	0.5
Housewife / homemaker	0.6	0.2	0.5	0.3	0.4
Agriculture / farming / fishing / forestry	6.9	32.5	11.5	26.8	19.2
Trader / hawker / vendor	9.3	3.8	3.9	9.4	6.7
Retail / Shop	1.4	0.4	1.2	0.6	0.9
Unskilled manual worker (e.g., cleaner, laborer, domestic help, unskilled manufacturing worker)	2.0	1.3	0.4	2.9	1.6
Artisan or skilled manual worker (e.g., trades like electrician, mechanic, machinist or skilled manufacturing worker)	9.1	4.2	2.8	10.8	6.8
Clerical or secretarial	0.3		0.1	0.2	0.1
Supervisor / Foreman / Senior Manager	1.3	0.4	0.3	1.4	0.9
Security services (police, army, private security)	1.7	0.6	0.8	1.5	1.2
Mid-level professional (e.g., teacher, nurse, mid-level government officer)	4.0	1.1	1.7	3.4	2.6
Upper-level professional (e.g., banker/finance, doctor, lawyer, engineer, accountant, professor, senior-level government)	3.1	0.3	1.4	2.1	1.7
Other	3.0	2.2	1.9	3.3	2.6
Not Applicable	55.0	52.0	72.3	34.9	53.6
Refused	0.1	0.0		0.1	0.1
Don't know	0.3	0.0	0.3	0.0	0.2

Development and international relations

See related question(s) under “Public services and government performance.”

Now let's talk about how our country should relate to other countries in West Africa and in the world.

Q61. Which of the following statements is closest to your view?

Statement 1: People living in West Africa should be able to move freely across international borders in order to trade or work in other countries.

Statement 2: In order to protect their own citizens, governments should limit the cross-border movement of people and goods.

	Urban	Rural	Male	Female	Total
Agree very strongly with 1	33.1	31.9	35.5	29.6	32.5
Agree with 1	16.4	19.6	18.4	17.4	17.9
Agree with 2	14.5	11.8	11.7	14.7	13.2
Agree very strongly with 2	31.3	30.4	30.6	31.1	30.9
Agree with neither	1.8	1.9	1.7	2.0	1.8
Refused	0.5	0.1	0.2	0.4	0.3
Don't know	2.3	4.4	1.9	4.8	3.3

Q62. In your opinion, how easy or difficult is it for people in West Africa to cross international borders in order to work or trade in other countries, or haven't you heard enough to say?

	Urban	Rural	Male	Female	Total
Very difficult	31.8	33.1	32.5	32.4	32.4
Difficult	36.3	33.1	36.6	33.0	34.8
Easy	15.1	13.0	13.9	14.2	14.1
Very easy	5.7	3.6	6.1	3.3	4.7
Never try	6.0	10.2	6.6	9.4	8.0
Refused	0.5	0.0	0.2	0.3	0.3
Don't know	4.7	7.0	4.1	7.5	5.8

Q66. Which of the following statements is closest to your view?

Statement 1: In order to develop, our country must rely on trade with the rest of the world, including by opening our borders to foreign imports.

Statement 2: In order to develop, our country must rely on local production and protect local producers from foreign competition.

	Urban	Rural	Male	Female	Total
Agree very strongly with 1	23.2	24.4	26.3	21.2	23.8
Agree with 1	17.5	17.4	15.5	19.4	17.5
Agree with 2	17.9	15.7	16.2	17.5	16.8
Agree very strongly with 2	36.0	35.9	38.3	33.6	36.0
Agree with neither	2.5	1.6	0.9	3.2	2.0
Refused	0.5	0.1	0.2	0.5	0.3
Don't know	2.3	5.0	2.6	4.6	3.6

Q67. Which of the following statements is closest to your view?

Statement 1: The government should only allow citizens and companies of our own country to trade in consumer goods, even if this means we will have fewer goods or higher prices.

Statement 2: The government should continue to permit foreigners and foreign corporations to set up retail shops in this country to ensure we have a wide choice of low-cost consumer goods.

	Urban	Rural	Male	Female	Total
Agree very strongly with 1	27.1	26.8	28.5	25.4	26.9
Agree with 1	24.4	22.7	23.6	23.6	23.6
Agree with 2	19.7	16.9	17.3	19.5	18.4
Agree very strongly with 2	21.3	25.6	24.8	22.0	23.4
Agree with neither	5.0	3.6	3.9	4.7	4.3
Refused	0.5	0.0	0.1	0.4	0.3
Don't know	1.9	4.4	1.9	4.3	3.1

Q63. Which of the following statements is closest to your view?

Statement 1: It is important that as an independent nation, we finance development from our own resources, even if it means paying more taxes.

Statement 2: We should use external loans for the development of the country, even if it increases our indebtedness to foreign countries and institutions.

	Urban	Rural	Male	Female	Total
Agree very strongly with 1	43.3	47.9	48.6	42.4	45.5
Agree with 1	28.6	23.3	25.8	26.3	26.1
Agree with 2	7.7	8.9	7.9	8.6	8.3
Agree very strongly with 2	8.8	10.9	9.3	10.2	9.8
Agree with neither	8.2	4.6	5.9	7.1	6.5
Refused	0.5	0.0	0.2	0.3	0.2
Don't know	2.9	4.4	2.2	5.0	3.6

Q64A. Which of the following statements is closest to your view?

Statement 1: When other countries give loans or development assistance to Ghana, they should enforce strict requirements on how the funds are spent.

Statement 2: When other countries give Ghana loans or development assistance, they should allow our government to make its own decisions about how to use the resources.

	Urban	Rural	Male	Female	Total
Agree very strongly with 1	20.8	19.9	23.0	17.8	20.4
Agree with 1	13.8	12.8	13.1	13.5	13.3
Agree with 2	20.1	17.4	18.1	19.6	18.8
Agree very strongly with 2	37.7	41.6	39.9	39.2	39.5
Agree with neither	4.8	2.5	3.4	4.0	3.7
Refused	0.4	0.1	0.3	0.3	0.3
Don't know	2.4	5.7	2.3	5.6	4.0

Q64B. Which of the following statements is closest to your view?

Statement 1: When other countries give loans or development assistance to Ghana they should enforce strict requirements to make sure our government promotes democracy and respects human rights.

Statement 2: Even if other countries give Ghana loans or development assistance, our government should make its own decisions about democracy and human rights.

	Urban	Rural	Male	Female	Total
Agree very strongly with 1	19.1	19.4	22.6	15.9	19.2
Agree with 1	14.6	13.0	13.3	14.3	13.8
Agree with 2	24.9	22.0	23.1	23.9	23.5
Agree very strongly with 2	34.3	36.3	35.3	35.2	35.2
Agree with neither	3.6	2.2	2.6	3.4	3.0
Refused	0.4	0.1	0.3	0.3	0.3

Don't know	3.1	7.1	3.0	7.0	5.0
------------	-----	-----	-----	-----	-----

Q65A. To your knowledge, does China give loans or development assistance to our country's government, or haven't you had a chance to hear about this?

	Urban	Rural	Male	Female	Total
No	21.1	25.6	17.0	29.5	23.2
Yes	63.0	53.2	71.8	44.9	58.3
Refused	0.4	0.1	0.2	0.4	0.3
Don't know	15.4	21.1	11.0	25.2	18.2

Q65B. [If yes on Q65A] Do you think that our government is required to repay China for the loans and development assistance it provides to Ghana or haven't you heard enough to say?

	Urban	Rural	Male	Female	Total
No	3.8	4.7	4.8	3.7	4.2
Yes	56.2	45.0	62.9	38.9	50.8
Not applicable	37.0	46.8	28.2	55.1	41.7
Refused	0.0	0.1	0.1	0.0	0.1
Don't know	3.0	3.3	4.0	2.4	3.2

Q65C. [If yes on Q65A] Do you think our government has borrowed too much money from China, or haven't you heard enough to say?

	Urban	Rural	Male	Female	Total
No	4.9	5.8	6.2	4.5	5.3
Yes	43.8	35.0	50.5	28.7	39.6
Not applicable	37.0	46.8	28.2	55.1	41.7
Refused	0.0	0.2	0.1	0.1	0.1
Don't know	14.4	12.2	15.0	11.7	13.3

Q65D. [If yes on Q65A] When the government of China gives loans or development assistance to Ghana do you think they put more requirements or fewer requirements on our government compared to other donor countries, or haven't you heard enough to say?

	Urban	Rural	Male	Female	Total
Far fewer requirements	5.3	4.1	6.4	3.0	4.7
Somewhat fewer requirements	11.6	10.0	13.0	8.7	10.8
About the same number of requirements	3.9	4.1	6.0	1.9	4.0
Somewhat more requirements	9.9	8.3	12.1	6.2	9.1
Many more requirements	11.7	7.2	12.4	6.8	9.6
Not applicable	37.0	46.8	28.2	55.1	41.7
Don't know	20.6	19.4	21.8	18.3	20.0

Q69B. How much influence do you think China's economic activities in Ghana have on our economy, or haven't you heard enough to say?

	Urban	Rural	Male	Female	Total
None	4.6	4.6	5.7	3.5	4.6
A little	11.2	10.4	11.6	10.0	10.8
Some	28.7	18.5	26.5	21.2	23.8
A lot	27.5	28.4	33.2	22.7	28.0
Refused	0.3	0.1	0.2	0.3	0.2
Don't know	27.6	38.0	22.8	42.3	32.6

Q69A. In your opinion, which of the following countries, if any, would be the best model for the future development of our country, or is there some other country in Africa or elsewhere, that should be our model?

	Urban	Rural	Male	Female	Total
None of these / There is no role model	3.0	2.4	2.3	3.1	2.7
United States	36.8	34.6	35.7	35.7	35.7
China	18.6	17.9	22.3	14.3	18.3
Britain	10.4	7.3	10.9	6.9	8.9
Rwanda	0.6		0.3	0.3	0.3
South Africa	1.9	3.9	2.8	3.0	2.9
Ethiopia	0.5	0.5	0.7	0.3	0.5
We should follow our own country's model	12.9	12.9	12.0	13.7	12.9
Other country	3.1	1.1	3.4	1.0	2.2
Refused	0.4	0.0	0.2	0.3	0.2
Don't know	11.7	19.3	9.2	21.4	15.3

Q70A. In general, do you think that the economic and political influence of each of the following organizations on Ghana is mostly positive, mostly negative, or haven't you heard enough to say: African Union?

	Urban	Rural	Male	Female	Total
Very negative	4.9	4.1	5.2	3.9	4.5
Somewhat negative	7.5	6.0	9.0	4.6	6.8
Neither positive nor negative	7.1	3.7	6.2	4.7	5.4
Somewhat positive	32.3	24.2	33.8	23.0	28.4
Very positive	14.5	18.2	18.5	14.0	16.3
Refused	0.5	0.4	0.3	0.6	0.4
Don't know	33.3	43.6	27.1	49.3	38.2

Q70B. In general, do you think that the economic and political influence of each of the following organizations on Ghana is mostly positive, mostly negative, or haven't you heard enough to say: Economic Commission of West African States (ECOWAS)

	Urban	Rural	Male	Female	Total
Very negative	3.0	2.7	3.1	2.7	2.9
Somewhat negative	7.2	5.4	8.7	4.0	6.3
Neither positive nor negative	6.9	4.0	5.9	5.1	5.5
Somewhat positive	35.1	25.1	35.0	25.7	30.3
Very positive	14.3	18.3	20.3	12.1	16.2
Refused	0.5	0.4	0.3	0.6	0.4
Don't know	33.1	44.0	26.7	49.9	38.3

Q70C. In general, do you think that the economic and political influence of each of the following organizations on Ghana is mostly positive, mostly negative, or haven't you heard enough to say: United Nations agencies?

	Urban	Rural	Male	Female	Total
Very negative	2.1	2.1	2.3	2.0	2.1
Somewhat negative	4.4	4.2	6.0	2.6	4.3
Neither positive nor negative	5.9	3.9	5.0	4.8	4.9
Somewhat positive	32.6	23.4	33.5	23.0	28.2
Very positive	21.8	20.8	25.9	16.9	21.4
Refused	0.5	0.4	0.3	0.6	0.4
Don't know	32.6	45.1	27.0	50.1	38.6

Q70D. And what about the following countries? Do you think that the economic and political influence of each of the following countries on Ghana is mostly positive, mostly negative, or haven't you heard enough to say: Britain

	Urban	Rural	Male	Female	Total
Very negative	5.0	4.5	6.1	3.4	Total
Somewhat negative	8.5	6.9	9.5	5.9	7.7
Neither positive nor negative	5.7	3.6	5.0	4.4	4.7
Somewhat positive	38.2	25.6	35.4	29.0	32.2
Very positive	16.6	19.4	20.9	15.0	18.0
Refused	0.3	0.0	0.2	0.1	0.1
Don't know	25.8	40.0	22.8	42.4	32.6

Q70E. And what about the following countries? Do you think that the economic and political influence of each of the following countries on Ghana is mostly positive, mostly negative, or haven't you heard enough to say: China?

	Urban	Rural	Male	Female	Total
Very negative	9.1	9.4	9.6	8.8	9.2
Somewhat negative	11.3	9.2	11.6	9.0	10.3
Neither positive nor negative	6.0	4.8	5.3	5.5	5.4
Somewhat positive	37.8	27.3	36.5	29.1	32.8
Very positive	14.0	14.6	18.1	10.6	14.3
Refused	0.3	0.0	0.3	0.1	0.2
Don't know	21.5	34.8	18.6	37.0	27.8

Q70F. And what about the following countries? Do you think that the economic and political influence of each of the following countries on Ghana is mostly positive, mostly negative, or haven't you heard enough to say: United States?

	Urban	Rural	Male	Female	Total
Very negative	3.5	3.9	5.1	2.4	3.7
Somewhat negative	6.4	5.9	7.5	4.8	6.1
Neither positive nor negative	6.8	3.9	6.0	4.8	5.4
Somewhat positive	42.3	27.2	39.3	30.9	35.1
Very positive	18.2	21.5	22.1	17.4	19.7
Refused	0.3	0.0	0.2	0.1	0.1
Don't know	22.6	37.6	19.9	39.7	29.8

Q70G. And what about the following countries? Do you think that the economic and political influence of each of the following countries on Ghana is mostly positive, mostly negative, or haven't you heard enough to say: Nigeria

	Urban	Rural	Male	Female	Total
Very negative	37.2	25.5	34.1	29.2	31.6
Somewhat negative	17.5	12.7	16.0	14.4	15.2
Neither positive nor negative	6.2	5.2	6.2	5.2	5.7
Somewhat positive	15.9	14.7	18.0	12.7	15.3
Very positive	4.8	6.8	6.8	4.8	5.7
Refused	0.2	0.0	0.2	0.0	0.1
Don't know	18.2	35.1	18.8	33.8	26.3

Q71. In thinking about the future of the next generation in our country, which of these international languages, if any, do you think is most important for young people to learn?

	Urban	Rural	Male	Female	Total
None of these / No international language needed	2.9	2.3	3.3	2.0	2.6
English	64.0	67.8	63.4	68.2	65.8
French	25.9	19.6	24.6	21.1	22.9
Portuguese	0.2	0.1	0.1	0.3	0.2
Arabic	2.2	2.5	3.0	1.7	2.3
Chinese	1.2	1.3	1.6	0.8	1.2
Kiswahili	0.1	0.1	0.3	0.0	0.1
Other	2.7	2.6	2.6	2.8	2.7
Don't know	0.7	3.5	1.1	3.0	2.1
Other	2.7	2.6	2.6	2.8	2.7
Don't know	0.7	3.5	1.1	3.0	2.1



Democracy and politics

See related questions under “Institutions and leaders.”

Q20A. There are many ways to govern a country. Would you disapprove or approve of the following alternatives: Only one political party is allowed to stand for election and hold office?

	Urban	Rural	Male	Female	Total
Strongly disapprove	65.8	63.1	67.6	61.4	64.5
Disapprove	16.2	14.6	14.2	16.6	15.4
Neither approve nor disapprove	2.4	2.1	1.9	2.6	2.2
Approve	6.2	7.9	5.7	8.4	7.0
Strongly approve	7.7	10.8	9.4	9.0	9.2
Don't know	1.8	1.4	1.2	2.0	1.6

Q20B. There are many ways to govern a country. Would you disapprove or approve of the following alternatives: The army comes in to govern the country?

	Urban	Rural	Male	Female	Total
Strongly disapprove	50.7	56.2	53.8	52.8	53.3
Disapprove	16.3	14.9	14.7	16.6	15.6
Neither approve nor disapprove	3.6	3.5	2.9	4.2	3.6
Approve	11.2	7.5	8.8	10.0	9.4
Strongly approve	16.1	15.8	18.4	13.5	15.9
Refused	0.2	0.1	0.1	0.2	0.1
Don't know	2.0	1.9	1.4	2.6	2.0

Q20C. There are many ways to govern a country. Would you disapprove or approve of the following alternatives: Elections and Parliament are abolished so that the president can decide everything?

	Urban	Rural	Male	Female	Total
Strongly disapprove	66.1	66.3	68.1	64.3	66.2
Disapprove	20.8	17.5	17.7	20.7	19.2
Neither approve nor disapprove	2.6	2.5	2.4	2.6	2.5
Approve	4.9	5.9	5.4	5.3	5.4
Strongly approve	3.9	5.1	4.7	4.3	4.5
Don't know	1.7	2.7	1.6	2.8	2.2

Q21. Which of these three statements is closest to your own opinion?

Statement 1: Democracy is preferable to any other kind of government.

Statement 2: In some circumstances, a non-democratic government can be preferable.

Statement 3: For someone like me, it doesn't matter what kind of government we have.

	Urban	Rural	Male	Female	Total
STATEMENT 3: Doesn't matter	9.5	6.7	6.8	9.6	8.2
STATEMENT 2: Sometimes non-democratic preferable	12.9	14.5	14.5	12.8	13.6
STATEMENT 1: Democracy preferable	76.5	75.6	77.2	74.9	76.0
Refused	0.1	0.0	0.1	0.0	0.1
Don't know	1.1	3.2	1.5	2.7	2.1

Q22. Which of the following statements is closest to your view?

Statement 1: It is more important to have a government that can get things done, even if we have no influence over what it does.

Statement 2: It is more important for citizens to be able to hold government accountable, even if that means it makes decisions more slowly.

	Urban	Rural	Male	Female	Total
Agree very strongly with 1	8.9	12.4	10.4	10.7	10.6
Agree with 1	8.8	9.6	8.5	9.8	9.2
Agree with 2	21.2	19.2	19.1	21.4	20.3
Agree very strongly with 2	58.6	56.0	60.2	54.5	57.3
Agree with neither	1.2	1.6	1.0	1.8	1.4
Refused	0.1	0.2	0.3	0.0	0.2
Don't know	1.2	1.0	0.4	1.8	1.1

Q29. Which of the following statements is closest to your view?

Statement 1: Parliament should ensure that the president explains to it on a regular basis how his government spends taxpayers' money.

Statement 2: The president should be able to devote his full attention to developing the country rather than wasting time justifying his actions.

	Urban	Rural	Male	Female	Total
Agree very strongly with 1	57.4	55.9	57.8	55.6	56.7
Agree with 1	22.3	18.9	18.3	23.0	20.7
Agree with 2	7.0	9.2	9.0	7.2	8.1
Agree very strongly with 2	10.5	13.3	12.7	11.0	11.8
Agree with neither	1.9	1.2	1.3	1.7	1.5
Don't know	1.0	1.5	0.9	1.5	1.2

Q34. Which of the following statements is closest to your view?

Statement 1: The Constitution should limit the president to serving a maximum of two terms in office.

Statement 2: There should be no constitutional limit on how long the president can serve.

	Urban	Rural	Male	Female	Total
Agree very strongly with 1	58.6	54.3	60.4	52.7	56.6
Agree with 1	19.8	18.8	16.1	22.5	19.3
Agree with 2	5.7	7.0	6.0	6.6	6.3
Agree very strongly with 2	10.9	15.3	13.0	13.0	13.0
Agree with neither	3.9	3.4	3.6	3.7	3.7
Refused	0.1	0.0	0.0	0.1	0.0
Don't know	0.9	1.3	0.8	1.4	1.1

Q35A. Should there be a minimum age for candidates for president?

	Urban	Rural	Male	Female	Total
No, no minimum	26.3	22.1	23.4	25.1	24.3
Yes, should be a minimum	68.8	70.9	72.6	67.1	69.8
Refused	0.2	0.1	0.1	0.3	0.2
Don't know	4.7	6.8	3.9	7.5	5.7

Q35B. [If "Yes":] What should the minimum age be?

	Urban	Rural	Male	Female	Total
18	1.4	1.8	1.7	1.5	1.6
19	0.1	0.2	0.2	0.1	0.1
20	0.6	1.1	0.5	1.2	0.9
21	0.0	0.3	0.1	0.2	0.1
22	0.0	0.1	0.0	0.1	0.1
24	0.1	0.0	0.0	0.1	0.1
25	1.4	1.1	1.4	1.1	1.2
26	0.0	0.1	0.1	0.0	0.0
27	0.0	0.1	0.1	0.0	0.0
28	0.0	0.3	0.3	0.0	0.1
29	0.0	0.1	0.0	0.1	0.0
30	6.8	7.8	7.1	7.6	7.3
32	0.2	0.1	0.1	0.2	0.2
33	0.1	0.0	0.1	0.0	0.1
34	0.1	0.0	0.1	0.0	0.1
35	5.9	4.8	6.5	4.3	5.4
36	0.0	0.1	0.1	0.1	0.1
37	0.0	0.1	0.1	0.0	0.1
38	0.0	0.1	0.1	0.0	0.0
40	23.9	20.2	23.0	21.3	22.1
41	0.1	0.0	0.1	0.0	0.0
42	0.0	0.1	0.0	0.2	0.1
43	0.1	0.0	0.0	0.1	0.1
45	8.4	8.7	11.1	6.1	8.6
46	0.1	0.1	0.1	0.1	0.1
48	0.6	0.2	0.3	0.5	0.4
49	0.0	0.1	0.0	0.1	0.0
50	12.5	14.9	12.5	14.8	13.6
52	0.0	0.2	0.1	0.1	0.1
53	0.1	0.0	0.1	0.0	0.0
54	0.0	0.1	0.0	0.1	0.1
55	1.1	0.4	0.7	0.7	0.7
56	0.0	0.1	0.0	0.1	0.0
58	0.0	0.2	0.1	0.0	0.1
60	3.6	3.8	4.0	3.3	3.7
65	0.5	0.4	0.4	0.4	0.4
70	0.2	0.9	0.4	0.7	0.5
75	0.0	0.1	0.0	0.1	0.0
80	0.0	0.1	0.1	0.0	0.0
88	0.1	0.0	0.1	0.0	0.0
Not applicable	31.2	29.1	27.4	32.9	30.2
Refused	0.1	0.0	0.1	0.0	0.0
Don't know	0.8	2.3	0.9	2.1	1.5

Q35C. Should there be a maximum age for candidates for president?

	Urban	Rural	Male	Female	Total
No, no maximum	22.4	20.7	20.5	22.7	21.6
Yes, should be a maximum	74.1	72.7	76.6	70.3	73.4
Refused	0.3	0.1	0.1	0.3	0.2
Don't know	3.2	6.5	2.9	6.7	4.8

Q35D. [If "Yes":] What should the maximum age be?

	Urban	Rural	Male	Female	Total
18	0.0	0.1	0.0	0.1	0.1
20	0.0	0.1	0.1	0.0	0.1
30	0.3	0.4	0.7	0.0	0.4
35	0.1	0.1	0.0	0.2	0.1
40	0.4	0.8	0.9	0.3	0.6
42	0.1	0.0	0.0	0.1	0.0
45	0.6	0.2	0.6	0.2	0.4
46	0.0	0.0	0.0	0.0	0.0
48	0.0	0.1	0.1	0.0	0.0
50	2.3	3.3	2.6	2.9	2.7
55	1.1	0.6	1.1	0.6	0.9
58	0.2	0.0	0.2	0.0	0.1
59	0.0	0.2	0.1	0.1	0.1
60	14.5	13.2	16.0	11.7	13.9
62	0.0	0.1	0.0	0.1	0.1
65	4.9	5.4	5.8	4.5	5.1
68	0.2	0.2	0.1	0.3	0.2
69	0.1	0.0	0.1	0.0	0.1
70	24.8	23.3	23.4	24.8	24.1
72	0.2	0.1	0.0	0.2	0.1
73	0.1	0.0	0.1	0.0	0.0
75	5.6	3.6	5.0	4.2	4.6
76	0.1	0.0	0.0	0.1	0.1
78	0.1	0.3	0.2	0.1	0.1
80	13.2	13.5	13.5	13.1	13.3
82	0.1	0.1	0.1	0.1	0.1
84	0.1	0.0	0.1	0.0	0.1
85	1.2	0.9	1.1	1.0	1.0
86	0.0	0.1	0.1	0.0	0.1
90	2.1	3.2	2.5	2.8	2.6
91	0.1	0.0	0.0	0.1	0.1
92	0.1	0.0	0.1	0.0	0.0
100	0.6	1.7	0.8	1.5	1.1
Not applicable	25.9	27.3	23.4	29.7	26.6
Refused	0.1	0.1	0.2	0.0	0.1
Don't know	0.9	1.0	1.0	0.9	0.9

Q36. In your opinion, how much of a democracy is Ghana today?

	Urban	Rural	Male	Female	Total
Not a democracy	3.4	2.2	2.6	3.1	2.9
A democracy, with major problems	26.0	23.6	25.0	24.6	24.8
A democracy, but with minor problems	44.2	41.6	46.7	39.2	42.9
A full democracy	24.8	28.9	24.5	29.1	26.8
Do not understand question / democracy	0.2	0.8	0.2	0.8	0.5
Don't know	1.2	2.9	1.0	3.0	2.0
Refused	0.2	0.0	0.1	0.1	0.1

Q37. Overall, how satisfied are you with the way democracy works in Ghana

	Urban	Rural	Male	Female	Total
The country is not a democracy	0.6	0.5	0.3	0.8	0.6
Not at all satisfied	10.7	9.8	10.3	10.2	10.3
Not very satisfied	22.2	20.6	21.9	21.0	21.5
Fairly satisfied	41.5	37.6	38.5	40.8	39.7
Very satisfied	23.2	28.8	27.8	24.0	25.9
Refused	0.0	0.2	0.2	0.0	0.1
Don't know	1.7	2.5	1.0	3.2	2.1

Q52A. Who should be responsible for: Making sure that, once elected, members of Parliament do their jobs?

	Urban	Rural	Male	Female	Total
The president / executive	34.4	38.3	36.5	36.1	36.3
The Parliament / county assembly	14.7	11.3	13.6	12.5	13.1
Their political party	6.0	5.6	5.6	6.0	5.8
The voters	38.4	34.9	39.2	34.2	36.7
No one	0.5	2.2	1.1	1.6	1.3
Refused	0.3	0.0	0.2	0.1	0.2
Don't know	5.7	7.7	3.9	9.4	6.7

Q52B. Who should be responsible for: Making sure that, once elected, the president does his or her job?

	Urban	Rural	Male	Female	Total
The president / executive	10.4	9.9	10.3	10.1	10.2
The Parliament / county assembly	31.1	30.9	32.6	29.4	31.0
Their political party	5.6	6.5	5.5	6.6	6.1
The voters	45.4	41.0	45.0	41.6	43.3
No one	1.1	3.1	2.1	2.0	2.1
Refused	0.2	0.0	0.1	0.1	0.1
Don't know	6.1	8.6	4.4	10.2	7.3

Q26. Which of the following statements is closest to your view?

Statement 1: Our elected officials should listen to constituents' views and do what they demand.

Statement 2: Our elected leaders should follow their own ideas in deciding what is best for the country.

	Urban	Rural	Male	Female	Total
Agree very strongly with 1	64.0	61.4	65.8	59.7	62.8
Agree with 1	24.6	21.4	20.4	25.7	23.1
Agree with 2	4.4	5.2	4.5	5.1	4.8
Agree very strongly with 2	5.9	9.8	7.6	7.9	7.8
Agree with neither	0.9	1.3	1.2	0.9	1.1
Refused	0.0	0.1	0.1	0.0	0.1
Don't know	0.2	0.8	0.3	0.7	0.5

Q27. Which of the following statements is closest to your view?

Statement 1: Our elected leaders need to focus on empowering our most capable citizens.

Statement 2: Our elected leaders should focus on helping people who have been left behind by economic and social change.

	Urban	Rural	Male	Female	Total
Agree very strongly with 1	16.0	13.9	16.4	13.5	15.0
Agree with 1	8.8	10.2	9.0	9.9	9.5
Agree with 2	18.2	20.5	18.1	20.5	19.3
Agree very strongly with 2	52.6	51.6	53.0	51.4	52.2
Agree with neither	3.3	2.1	2.9	2.5	2.7
Refused	0.0	0.1	0.0	0.1	0.1
Don't know	1.1	1.6	0.6	2.1	1.3

Q28. Which of the following statements is closest to your view?

Statement 1: Experts with specialized education or skills are needed to help make the most important decisions for our country.

Statement 2: The people and their elected representatives know what is best; they do not need the advice of experts to run the country.

	Urban	Rural	Male	Female	Total
Agree very strongly with 1	56.0	55.4	59.7	51.7	55.7
Agree with 1	26.6	24.8	22.8	28.6	25.7
Agree with 2	6.2	7.0	6.9	6.4	6.6
Agree very strongly with 2	6.9	8.2	7.7	7.3	7.5
Agree with neither	2.2	2.2	1.9	2.5	2.2
Don't know	2.1	2.3	1.1	3.4	2.2

Q31. Which of the following statements is closest to your view?

Statement 1: Whichever party or group wins elections should be able to pursue the policies they prefer, without needing to compromise with others.

Statement 2: In a democracy, it is important to make compromises between the preferences and needs of different groups.

	Urban	Rural	Male	Female	Total
Agree very strongly with 1	9.2	11.0	11.3	8.8	10.0
Agree with 1	8.2	11.9	8.8	11.1	9.9
Agree with 2	26.3	24.6	24.3	26.7	25.5
Agree very strongly with 2	52.8	48.9	52.5	49.4	50.9
Agree with neither	2.4	1.9	2.5	1.9	2.2
Refused	0.0	0.1	0.0	0.1	0.0
Don't know	1.1	1.6	0.7	2.0	1.3

Freedoms

See related questions under “Media and access to information.”

Q10A. In this country, how free are you to say what you think?

	Urban	Rural	Male	Female	Total
Not at all free	2.6	5.3	4.0	3.8	3.9
Not very free	4.3	8.0	5.4	6.8	6.1
Somewhat free	16.8	20.4	18.8	18.3	18.6
Completely free	75.5	64.3	70.8	69.5	70.2
Refused	0.1	0.0	0.0	0.2	0.1
Don't know	0.6	1.9	1.0	1.5	1.2

Q10B. In this country, how free are you to join any political organization you want?

	Urban	Rural	Male	Female	Total
Not at all free	1.7	3.3	2.2	2.7	2.4
Not very free	2.1	3.9	3.5	2.4	2.9
Somewhat free	6.6	9.1	7.4	8.1	7.8
Completely free	88.5	82.4	85.9	85.3	85.6
Refused	0.3	0.1	0.1	0.3	0.2
Don't know	0.9	1.2	1.0	1.2	1.1

Q10C. In this country, how free are you to choose who to vote for without feeling pressured?

	Urban	Rural	Male	Female	Total
Not at all free	0.9	2.6	1.5	1.9	1.7
Not very free	1.5	2.4	2.1	1.6	1.9
Somewhat free	4.9	6.8	5.9	5.8	5.8
Completely free	91.3	87.0	89.0	89.5	89.2
Refused	0.2	0.0	0.0	0.2	0.1
Don't know	1.2	1.3	1.5	0.9	1.2

Q40. In your opinion, how often, in this country, do people have to be careful of what they say about politics?

	Urban	Rural	Male	Female	Total
Never	10.6	9.9	11.0	9.6	10.3
Rarely	12.8	16.3	14.4	14.6	14.5
Often	26.9	26.7	26.6	27.0	26.8
Always	46.7	42.6	45.7	43.8	44.7
Refused	0.3	0.0	0.3	0.0	0.2
Don't know	2.6	4.6	2.1	5.0	3.6

Q19A. Let's talk for a moment about the kind of society you would like to have in this country. Which of the following statements is closest to your view?

Statement 1: The government should be able to ban any organization that goes against its policies.

Statement 2: We should be able to join any organization, whether or not the government approves of it.

	Urban	Rural	Male	Female	Total
Agree very strongly with 1	16.4	21.6	19.0	18.8	18.9
Agree with 1	14.2	15.3	13.2	16.3	14.7
Agree with 2	19.7	17.8	17.9	19.6	18.8
Agree very strongly with 2	44.0	38.2	44.5	37.9	41.2
Agree with neither	4.1	3.8	3.5	4.3	3.9
Refused	0.0	0.1	0.1	0.0	0.1
Don't know	1.5	3.2	1.7	3.0	2.3

Q73. Which of the following statements is closest to your view?

Statement 1: Even if faced with threats to public security, people should be free to move about the country at any time of day or night.

Statement 2: When faced with threats to public security, the government should be able to impose curfews and set up special roadblocks to prevent people from moving around.

	Urban	Rural	Male	Female	Total
Agree very strongly with 1	14.6	11.7	14.2	12.3	13.2
Agree with 1	10.0	8.7	9.5	9.2	9.4
Agree with 2	21.9	19.0	20.2	20.9	20.5
Agree very strongly with 2	50.3	58.5	53.7	54.8	54.3
Agree with neither	1.8	0.9	1.3	1.4	1.3
Refused	0.1	0.1	0.1	0.1	0.1
Don't know	1.3	1.1	1.0	1.4	1.2

Q74. Which of the following statements is closest to your view?

Statement 1: Government should be able to monitor private communications, for example on mobile phones, to make sure that people are not plotting violence.

Statement 2: People should have the right to communicate in private without a government agency reading or listening to what they are saying.

	Urban	Rural	Male	Female	Total
Agree very strongly with 1	24.7	27.1	27.9	23.8	25.9
Agree with 1	17.4	16.2	16.7	16.9	16.8
Agree with 2	19.3	17.9	16.9	20.3	18.6
Agree very strongly with 2	34.8	33.1	34.7	33.2	34.0
Agree with neither	3.2	2.6	2.5	3.3	2.9
Refused	0.1	0.0	0.1	0.0	0.0
Don't know	0.5	3.1	1.1	2.5	1.8

Q75. Which of the following statements is closest to your view?

Statement 1: Freedom of religion and worship are absolute, meaning that government should never limit what is said in a place of worship.

Statement 2: Government should have the power to regulate what is said in places of worship, especially if preachers or congregants threaten public security.

	Urban	Rural	Male	Female	Total
Agree very strongly with 1	32.4	31.2	32.3	31.3	31.8
Agree with 1	22.7	21.2	20.7	23.3	22.0
Agree with 2	16.3	18.0	16.2	17.9	17.1
Agree very strongly with 2	23.9	26.5	27.3	23.0	25.1
Agree with neither	3.4	2.0	2.8	2.7	2.8
Refused	0.1	0.0	0.1	0.0	0.1
Don't know	1.1	1.1	0.5	1.7	1.1

Citizenship and participation

See related questions under “Elections.”

Q9. When you get together with your friends or family, would you say you discuss political matters frequently, occasionally, or never?

	Urban	Rural	Male	Female	Total
Never	34.4	36.0	29.5	40.8	35.2
Occasionally	42.4	41.4	42.2	41.6	41.9
Frequently	23.0	22.2	28.1	17.2	22.7
Don't know	0.2	0.3	0.2	0.3	0.3

Q11A. Here is a list of actions that people sometimes take as citizens. For each of these, please tell me whether you, personally, have done any of these things during the past year. [If “No”:] Would you do this if you had the chance: Attended a community meeting?

	Urban	Rural	Male	Female	Total
No, would never do this	30.2	12.2	19.5	23.6	21.6
No, would do it if I had the chance	34.9	21.4	25.2	31.7	28.5
Yes, once or twice	11.2	15.7	13.6	13.1	13.3
Yes, several times	12.3	26.8	21.4	17.1	19.2
Yes, often	10.8	23.7	19.9	14.0	17.0
Don't know	0.7	0.2	0.3	0.5	0.4

	Urban	Rural	Male	Female	Total
No, would never do this	31.7	19.5	20.7	31.0	25.8
No, would do it if I had the chance	33.0	26.2	26.0	33.5	29.8
Yes, once or twice	11.5	14.4	14.7	11.0	12.9
Yes, several times	14.1	22.8	22.7	13.8	18.3
Yes, often	9.1	16.5	15.5	9.8	12.6
Don't know	0.7	0.6	0.4	0.9	0.7

Q11C. Here is a list of actions that people sometimes take as citizens. For each of these, please tell me whether you, personally, have done any of these things during the past year. [If “No”:] Would you do this if you had the chance: Participated in a demonstration or protest march?

	Urban	Rural	Male	Female	Total
No, would never do this	68.1	60.1	61.4	67.1	64.3
No, would do it if I had the chance	19.1	20.8	20.3	19.5	19.9
Yes, once or twice	4.9	5.4	6.1	4.2	5.1
Yes, several times	2.4	4.5	4.2	2.7	3.4
Yes, often	4.4	8.0	6.7	5.5	6.1
Don't know	1.1	1.2	1.3	1.1	1.2

Q12A. During the past year, how often have you contacted any of the following persons about some important problem or to give them your views: An Assembly man or woman?

	Urban	Rural	Male	Female	Total
Never	74.9	66.6	61.6	80.2	70.9
Only once	7.5	7.6	9.3	5.8	7.6
A few times	10.3	15.6	16.1	9.7	12.9
Often	6.9	10.0	12.7	4.1	8.4
Refused	0.1	0.0	0.1	0.0	0.0
Don't know	0.2	0.2	0.1	0.3	0.2

Q12B. During the past year, how often have you contacted any of the following persons about some important problem or to give them your views: A member of Parliament?

	Urban	Rural	Male	Female	Total
Never	87.3	82.4	79.6	90.2	85.0
Only once	5.5	5.8	6.5	4.7	5.6
A few times	5.4	7.3	9.4	3.3	6.3
Often	1.7	4.0	4.2	1.4	2.8
Don't know	0.2	0.4	0.3	0.4	0.3

Q12C. During the past year, how often have you contacted any of the following persons about some important problem or to give them your views: A political party official?

	Urban	Rural	Male	Female	Total
Never	82.5	77.3	72.2	87.8	80.0
Only once	4.6	6.1	6.8	3.8	5.3
A few times	8.9	10.0	12.9	5.9	9.4
Often	3.9	6.2	7.9	2.1	5.0
Don't know	0.2	0.5	0.1	0.5	0.3

Q12D. During the past year, how often have you contacted any of the following persons about some important problem or to give them your views: A traditional leader?

	Urban	Rural	Male	Female	Total
Never	81.1	62.9	64.0	80.7	72.4
Only once	4.3	5.1	5.1	4.3	4.7
A few times	7.1	14.0	13.3	7.5	10.4
Often	4.9	17.4	16.1	5.6	10.9
Refused	0.0	0.2	0.2	0.0	0.1
Don't know	2.6	0.5	1.3	1.9	1.6

Q91A. Do you feel close to any particular political party?

	Urban	Rural	Male	Female	Total
No, not close to any party	42.7	41.0	39.3	44.4	41.9
Yes, feels close to a party	48.4	54.1	54.0	48.3	51.1
Refused	6.5	3.3	4.7	5.2	5.0
Don't know	2.4	1.7	2.0	2.2	2.1

Q91B: Which party is that?

	Urban	Rural	Male	Female	Total
Convention People's Party (CPP)	0.6	1.0	1.0	0.5	0.8
National Democratic Congress (NDC)	15.1	21.2	19.4	16.7	18.0
New Patriotic Party (NPP)	27.9	27.0	28.6	26.3	27.4
People's National Convention (PNC)	0.2		0.2		0.1
Progressive People's Party (PPP)	0.6	0.4	0.7	0.4	0.5
National Democratic Party (NDP)	0.0		0.0		0.0
Other	0.2	0.2	0.2	0.2	0.2
Not Applicable	51.6	45.9	46.0	51.7	48.9
Refused	2.8	3.6	3.1	3.3	3.2
Don't know	1.0	0.6	0.7	0.9	0.8



Rule of law

Q30. Which of the following statements is closest to your view?

Statement 1: Since the president was elected to lead the country, [he] should not be bound by laws or court decisions that [he] thinks are wrong. **Statement 2:** The president must always obey the laws and the courts, even if [he] thinks they are wrong.

	Urban	Rural	Male	Female	Total
Agree very strongly with 1	9.6	14.1	11.0	12.6	11.8
Agree with 1	9.3	10.1	9.6	9.7	9.7
Agree with 2	21.9	20.0	19.6	22.5	21.0
Agree very strongly with 2	58.0	53.7	58.6	53.2	55.9
Agree with neither	0.9	0.9	0.7	1.1	0.9
Don't know	0.3	1.1	0.5	0.9	0.7

Q40B. In your opinion, how often, in this country, does the president ignore the courts and laws of this country?

	Urban	Rural	Male	Female	Total
Never	38.0	38.0	40.6	35.4	38.0
Rarely	25.6	22.5	25.6	22.7	24.1
Often	16.4	17.9	19.2	15.1	17.1
Always	4.8	5.0	3.6	6.1	4.9
Refused	0.1	0.3	0.3	0.1	0.2
Don't know	15.1	16.4	10.8	20.6	15.7

Q40C. In your opinion, how often, in this country, does the president ignore Parliament and just do what he wants?

	Urban	Rural	Male	Female	Total
Never	42.8	41.4	46.1	38.2	42.1
Rarely	22.7	20.7	22.2	21.4	21.8
Often	14.6	15.3	15.2	14.7	14.9
Always	4.5	5.2	4.1	5.5	4.8
Refused	0.2	0.2	0.3	0.1	0.2
Don't know	15.2	17.2	12.2	20.2	16.2

Q40E. In your opinion, how often, in this country, are people treated unequally under the law?

	Urban	Rural	Male	Female	Total
Never	17.7	18.2	18.9	17.0	17.9
Rarely	19.0	20.8	19.6	20.1	19.8
Often	33.5	26.8	30.0	30.6	30.3
Always	26.1	27.9	27.9	25.9	26.9
Refused	0.1	0.2	0.3	0.0	0.1
Don't know	3.7	6.2	3.4	6.4	4.9

Q40F. In your opinion, how often, in this country, do officials who commit crimes go unpunished?

	Urban	Rural	Male	Female	Total
Never	11.8	13.0	11.5	13.2	12.4
Rarely	18.8	21.9	20.0	20.6	20.3
Often	31.9	27.9	31.0	29.0	30.0
Always	33.6	28.4	33.0	29.2	31.1
Refused	0.1	0.1	0.1	0.0	0.1
Don't know	3.8	8.7	4.4	7.9	6.2

Q40G. In your opinion, how often, in this country, do ordinary people who break the law go unpunished?

	Urban	Rural	Male	Female	Total
Never	54.6	53.4	54.1	54.0	54.0
Rarely	23.9	19.8	22.2	21.7	21.9
Often	10.1	9.1	10.0	9.2	9.6
Always	9.8	12.0	11.2	10.5	10.8
Refused	0.1	0.2	0.2	0.1	0.1
Don't know	1.6	5.5	2.4	4.6	3.5

Q32. Which of the following statements is closest to your view?

Statement 1: A government that enjoys the support of the people should be free to do whatever the people want, even if it is outside the law.

Statement 2: The actions of any government, no matter how popular it is, must always follow the law.

	Urban	Rural	Male	Female	Total
Agree very strongly with 1	4.1	5.6	5.0	4.7	4.9
Agree with 1	6.2	8.4	7.1	7.4	7.3
Agree with 2	24.5	21.8	21.1	25.3	23.2
Agree very strongly with 2	63.3	62.3	65.7	60.0	62.8
Agree with neither	1.5	0.6	0.8	1.3	1.0
Don't know	0.3	1.3	0.3	1.3	0.8

Elections

See also Q41C (trust in electoral commission) under “Institutions and leaders.”

Q24. Which of the following statements is closest to your view?

Statement 1: We should choose our leaders in this country through regular, open, and honest elections.

Statement 2: Since elections sometimes produce bad results, we should adopt other methods for choosing this country's leaders.

	Urban	Rural	Male	Female	Total
Agree very strongly with 1	63.4	64.2	64.5	63.1	63.8
Agree with 1	20.0	16.3	16.9	19.5	18.2
Agree with 2	4.6	5.5	4.6	5.4	5.0
Agree very strongly with 2	9.4	12.1	12.1	9.2	10.7
Agree with neither	1.6	0.5	0.8	1.4	1.1
Don't know	1.0	1.3	0.9	1.4	1.2

Q25. Which of the following statements is closest to your view?

Statement 1: Political parties create division and confusion; it is therefore unnecessary to have many political parties in Ghana.

Statement 2: Many political parties are needed to make sure that Ghana have real choices in who governs them.

	Urban	Rural	Male	Female	Total
Agree very strongly with 1	20.4	17.0	19.6	18.1	18.8
Agree with 1	9.3	9.3	9.1	9.5	9.3
Agree with 2	19.2	18.0	17.3	19.9	18.6
Agree very strongly with 2	47.8	52.8	51.2	49.2	50.2
Agree with neither	2.5	0.9	1.6	1.9	1.7
Don't know	0.8	1.9	1.2	1.5	1.3

Q40A. In your opinion, how often, in this country, does competition between political parties lead to violent conflict?

	Urban	Rural	Male	Female	Total
Never	7.6	17.0	12.8	11.4	12.1
Rarely	27.9	29.4	28.8	28.4	28.6
Often	44.0	35.4	40.1	39.7	39.9
Always	18.9	16.1	17.2	17.9	17.6
Refused	0.1	0.0	0.1	0.0	0.0
Don't know	1.6	2.1	1.1	2.5	1.8

Let's talk about the last national election held in 2016.

Q13. People are not always able to vote in elections, for example, because they weren't registered, they were unable to go, or someone prevented them from voting. How about you? In the last national election held in 2016, did you vote, or not, or were you too young to vote? Or can't you remember whether you voted?

	Urban	Rural	Male	Female	Total
I did not vote	19.9	16.2	17.7	18.6	18.1
I was too young to vote	4.7	5.1	4.9	4.8	4.9
I can't remember whether I voted	0.1	0.5	0.1	0.4	0.3
I voted in the election	75.0	77.8	76.9	75.7	76.3

Refused	0.0	0.3	0.0	0.3	0.1
Don't know	0.4	0.1	0.3	0.2	0.3

Q14. On the whole, how would you rate the freeness and fairness of the last national election, held in 2016?

	Urban	Rural	Male	Female	Total
Not free and fair	2.9	3.4	3.3	3.0	3.2
Free and fair, with major problems	6.8	6.1	6.4	6.5	6.5
Free and fair, but with minor problems	21.5	20.5	23.9	18.1	21.0
Completely free and fair	57.9	61.5	57.9	61.3	59.6
Do not understand question	1.2	1.1	1.2	1.1	1.2
Don't know	9.5	7.2	7.0	9.8	8.4
Refused	0.2	0.2	0.3	0.1	0.2

Q15A. Thinking about the last national election in 2016: Did you attend a campaign rally?

	Urban	Rural	Male	Female	Total
No	72.3	65.8	61.8	76.6	69.2
Yes	27.3	34.1	38.0	23.1	30.5
Don't know	0.4	0.1	0.2	0.3	0.3

Q15B. Thinking about the last national election in 2016: Did you work for a candidate or party?

	Urban	Rural	Male	Female	Total
No	83.1	79.7	75.5	87.5	81.5
Yes	16.5	19.9	24.2	12.1	18.1
Refused	0.0	0.1	0.0	0.1	0.1
Don't know	0.4	0.2	0.3	0.3	0.3

Q15C. Thinking about the last national election in 2016: Did any representative of a political party contact you during the campaign?

	Urban	Rural	Male	Female	Total
No	77.6	73.1	68.5	82.4	75.4
Yes	21.4	26.5	30.6	17.1	23.9
Refused	0.1	0.1	0.1	0.1	0.1
Don't know	1.0	0.2	0.8	0.4	0.6

Q15DPT1. If someone from a political party contacted you, which party were they from?

	Urban	Rural	Male	Female	Total
Convention People's Party (CPP)	2.0	2.8	2.6	2.3	2.4
National Democratic Congress (NDC)	8.3	10.9	12.2	6.9	9.5
New Patriotic Party (NPP)	9.7	10.8	13.5	7.0	10.3
People's National Convention (PNC)	0.1	0.0	0.1	0.0	0.1
Progressive People's Party (PPP)	0.2	0.1	0.3	0.0	0.2
Democratic People's Party (DPP)	0.0	0.1	0.0	0.1	0.0
National Democratic Party (NDP)	0.0	0.1	0.0	0.1	0.1
Other	0.2	0.2	0.3	0.0	0.2
Not Applicable	78.6	73.5	69.4	82.9	76.1
Refused	0.5	0.6	0.9	0.3	0.6
Don't know	0.3	0.9	0.7	0.4	0.6

Q15DPT2. If someone from a political party contacted you, which party were they from?

	Urban	Rural	Male	Female	Total
National Democratic Congress (NDC)	2.0	2.4	2.2	2.1	2.1
New Patriotic Party (NPP)	4.0	4.8	5.0	3.8	4.4
People's National Convention (PNC)	0.0	0.1	0.1	0.0	0.1
Progressive People's Party (PPP)	0.0	0.0	0.0	0.0	0.0
National Democratic Party (NDP)	0.0	0.0	0.0	0.0	0.0
No further response	15.4	19.3	23.3	11.2	17.2
Not Applicable	78.6	73.5	69.4	82.9	76.1

Q15DPT3. If someone from a political party contacted you, which party were they from?

	Urban	Rural	Male	Female	Total
New Patriotic Party (NPP)	1.9	2.4	2.2	2.1	2.1
People's National Convention (PNC)	0.0	0.1	0.1	0.0	0.1
Progressive People's Party (PPP)	0.8	0.3	0.7	0.5	0.6
No further response	18.7	23.7	27.6	14.6	21.1
Not Applicable	78.6	73.5	69.4	82.9	76.1

Q15DPT4. If someone from a political party contacted you, which party were they from?

	Urban	Rural	Male	Female	Total
People's National Convention (PNC)	0.2	0.1	0.2	0.1	0.1
Progressive People's Party (PPP)	0.9	1.1	0.9	1.1	1.0
No further response	20.3	25.4	29.5	15.9	22.7
Not Applicable	78.6	73.5	69.4	82.9	76.1

Q15DPT5. If someone from a political party contacted you, which party were they from?

	Urban	Rural	Male	Female	Total
Progressive People's Party (PPP)	0.1	0.1	0.1	0.1	0.1
National Democratic Party (NDP)	0.1	0.0	0.1	0.0	0.0
No further response	21.3	26.5	30.5	17.1	23.7
Not Applicable	78.6	73.5	69.4	82.9	76.1

Q16A. During the last national election campaign in 2016, how often did the media provide fair coverage of all candidates?

	Urban	Rural	Male	Female	Total
Never	12.5	15.0	12.7	14.7	13.7
Sometimes	27.2	27.0	28.7	25.5	27.1
Often	22.7	18.1	22.1	18.9	20.5
Always	23.4	19.8	22.6	20.8	21.7
Refused	0.0	0.1	0.1	0.0	0.0
Don't know	14.2	20.1	13.9	20.1	17.0

Q16B. During the last national election in [2016], how often, if ever, did a candidate or someone from a political party offer you something, like food, a gift, or money, in return for your vote?

	Urban	Rural	Male	Female	Total
Never	87.7	87.2	87.1	87.9	87.5
Once or twice	6.4	6.8	7.1	6.0	6.6
Several times	3.1	2.7	3.3	2.5	2.9
Often	1.3	1.6	1.2	1.6	1.4
Refused	0.1	0.1	0.1	0.1	0.1
Don't know	1.4	1.6	1.1	1.9	1.5

Q17A. In the last national election in [2016], how often did each of the following things happen: People's votes were not accurately counted or not fairly reflected in the results?

	Urban	Rural	Male	Female	Total
Never	59.1	56.7	59.6	56.4	58.0
A few times	15.5	17.7	17.1	16.0	16.6
Often	7.1	7.2	7.9	6.5	7.2
Don't know	18.2	18.3	15.4	21.1	18.3

Q17B. In the last national election in [2016], how often did each of the following things happen: People voted more than once?

	Urban	Rural	Male	Female	Total
Never	60.1	68.1	64.1	63.8	63.9
A few times	16.5	12.1	15.8	13.0	14.4
Often	5.1	3.9	4.6	4.5	4.5
Refused	0.1	0.0	0.0	0.1	0.0
Don't know	18.2	15.9	15.5	18.6	17.1

Q17D. During the last national election campaign in [2016], how much did you personally fear becoming a victim of political intimidation or violence?

	Urban	Rural	Male	Female	Total
A lot	8.1	9.6	8.3	9.2	8.8
Somewhat	6.1	5.3	5.7	5.8	5.7
A little bit	15.8	14.8	16.2	14.4	15.3
Not at all	67.7	68.2	68.3	67.6	68.0
Refused	0.2	0.1	0.0	0.3	0.1
Don't know	2.2	1.9	1.5	2.6	2.0

Q18A. During the last national election in [2016], did you witness police or soldiers, rather than election officials, assisting some people to cast their ballot?

	Urban	Rural	Male	Female	Total
No	81.1	81.3	82.3	80.2	81.2
Yes	13.5	14.6	13.7	14.3	14.0
Don't know	5.4	4.1	4.0	5.5	4.7

Q18B. During the last national election in [2016], did you witness anyone from the security forces or a political party trying to intimidate voters?

	Urban	Rural	Male	Female	Total
No	87.7	89.1	87.8	89.0	88.4
Yes	6.5	7.2	8.1	5.6	6.8
Don't know	5.8	3.7	4.2	5.4	4.8

Q18C. With regard to the last national election in [2016], to what extent do you think the results announced by the Electoral Commission accurately reflected the actual results as counted?

	Urban	Rural	Male	Female	Total
Not accurate at all	2.1	2.9	2.6	2.4	2.5
Not very accurate, with major discrepancies	6.8	5.0	6.8	5.0	5.9
Mostly accurate, but with some minor discrepancies	21.8	19.1	21.1	20.0	20.5
Completely accurate	58.2	60.5	59.1	59.6	59.3
Refused	0.1	0.0	0.0	0.1	0.0
Don't know	11.0	12.5	10.5	13.0	11.7

Q53A. Think about how elections work in practice in this country. How well do elections ensure that representatives to Parliament reflect the views of voters?

	Urban	Rural	Male	Female	Total
Not at all well	7.2	10.6	10.3	7.4	8.8
Not very well	23.0	22.7	23.7	22.1	22.9
Well	38.7	34.7	35.3	38.3	36.8
Very well	25.3	24.6	26.0	23.9	24.9
Refused	0.1	0.0	0.1	0.0	0.1
Don't know	5.6	7.4	4.6	8.4	6.5

Q53B. Think about how elections work in practice in this country. How well do elections enable voters to remove from office leaders who do not do what the people want?

	Urban	Rural	Male	Female	Total
Not at all well	4.8	6.9	7.2	4.4	5.8
Not very well	19.1	16.9	17.8	18.2	18.0
Well	37.6	32.0	33.9	35.9	34.9
Very well	33.3	37.2	37.2	33.1	35.1
Refused	0.1	0.0	0.1	0.0	0.0
Don't know	5.2	7.1	3.8	8.4	6.1

Q53C. How often do you think that communities that do not vote for the ruling party suffer negative consequences, such as lack of government support for local services or development projects?

	Urban	Rural	Male	Female	Total
Never	25.4	23.0	23.5	25.0	24.3
Rarely	18.3	19.5	19.6	18.3	18.9
Sometimes	30.4	27.2	29.6	28.2	28.9
Often	12.3	14.3	15.6	11.0	13.3
Always	7.5	9.1	8.1	8.5	8.3
Refused	0.0	0.0	0.0	0.0	0.0
Don't know	6.0	6.8	3.7	9.0	6.3

17C. How likely do you think it is that powerful people can find out how you voted, even though there is supposed to be a secret ballot in this country?

	Urban	Rural	Male	Female	Total
Not at all likely	66.2	60.9	64.9	62.4	63.7
Not very likely	13.5	13.7	13.2	14.0	13.6
Somewhat likely	10.7	11.9	11.6	11.0	11.3
Very likely	4.3	6.3	5.9	4.7	5.3
Refused	0.1	0.0	0.0	0.1	0.0
Don't know	5.3	7.2	4.4	8.0	6.2

Q99. If presidential elections were held tomorrow, which candidate's party would you vote for?

	Urban	Rural	Male	Female	Total
Convention People's Party (CPP)	1.0	0.9	1.2	0.8	1.0
National Democratic Congress (NDC)	16.9	27.2	22.3	21.4	21.9
New Patriotic Party (NPP)	33.8	34.9	35.6	33.1	34.3
People's National Convention (PNC)	0.2	0.0	0.2	0.0	0.1
Progressive People's Party (PPP)	0.8	1.1	1.4	0.5	1.0
Great Consolidated Popular Party (GCPP)	0.0	0.1	0.0	0.1	0.0
National Democratic Party (NDP)	0.0	0.0	0.0	0.0	0.0
Other	0.2	0.0	0.3	0.0	0.1
Would not vote	14.7	7.1	10.8	11.4	11.1
Refused to answer	19.9	17.5	18.4	19.1	18.8
Don't know	12.3	11.2	9.9	13.6	11.8



Institutions and leaders

See related questions under “Public services and government performance.”

Q41A. How much do you trust each of the following, or haven't you heard enough about them to say: The president?

	Urban	Rural	Male	Female	Total
Not at all	24.8	18.9	22.1	21.9	22.0
Just a little	17.5	18.9	19.4	16.9	18.2
Somewhat	26.1	23.6	23.5	26.3	24.9
A lot	29.5	36.2	33.6	31.8	32.7
Refused	0.1	0.2	0.1	0.2	0.2
Don't know	2.0	2.2	1.3	2.9	2.1

Q41B. How much do you trust each of the following, or haven't you heard enough about them to say: Parliament?

	Urban	Rural	Male	Female	Total
Not at all	34.3	26.0	30.9	29.7	30.3
Just a little	26.1	23.9	25.0	25.1	25.1
Somewhat	26.4	24.5	26.6	24.5	25.5
A lot	10.1	20.5	14.4	15.7	15.1
Refused	0.1	0.2	0.1	0.2	0.1
Don't know	2.9	5.0	3.0	4.8	3.9

Q41C. How much do you trust each of the following, or haven't you heard enough about them to say: Electoral Commission (EC)?

	Urban	Rural	Male	Female	Total
Not at all	21.6	16.0	18.9	19.0	18.9
Just a little	24.2	20.1	21.2	23.3	22.2
Somewhat	33.6	30.4	32.2	32.0	32.1
A lot	16.1	26.0	23.6	18.1	20.8
Refused	0.0	0.2	0.1	0.1	0.1
Don't know	4.6	7.2	4.1	7.6	5.8

Q41D. How much do you trust each of the following, or haven't you heard enough about them to say: Your Local Government Council?

	Urban	Rural	Male	Female	Total
Not at all	29.0	20.9	26.1	24.2	25.1
Just a little	27.6	24.0	25.7	26.0	25.9
Somewhat	27.7	30.8	29.8	28.5	29.2
A lot	8.3	16.3	13.4	10.8	12.1
Refused	0.0	0.1	0.1	0.0	0.0
Don't know	7.5	7.9	4.9	10.4	7.7

Q41E. How much do you trust each of the following, or haven't you heard enough about them to say: The ruling party?

	Urban	Rural	Male	Female	Total
Not at all	28.1	27.1	29.4	25.9	27.7
Just a little	21.0	18.9	19.1	20.9	20.0
Somewhat	26.7	22.1	23.8	25.2	24.5
A lot	20.6	27.2	24.6	22.9	23.8
Refused	1.0	0.5	0.7	0.8	0.8
Don't know	2.6	4.1	2.3	4.3	3.3

Q41F. How much do you trust each of the following, or haven't you heard enough about them to say: Opposition political parties?

	Urban	Rural	Male	Female	Total
Not at all	34.6	29.7	31.9	32.6	32.3
Just a little	28.1	23.6	25.8	26.1	26.0
Somewhat	23.4	26.6	25.8	24.0	24.9
A lot	9.4	14.9	12.6	11.3	12.0
Refused	1.1	0.1	0.5	0.7	0.6
Don't know	3.5	5.1	3.3	5.3	4.3

Q41G. How much do you trust each of the following, or haven't you heard enough about them to say: The police?

	Urban	Rural	Male	Female	Total
Not at all	44.2	35.3	41.7	38.1	39.9
Just a little	18.8	18.6	19.0	18.4	18.7
Somewhat	24.8	23.0	22.2	25.7	23.9
A lot	10.3	20.3	16.0	14.2	15.1
Refused	0.1	0.1	0.1	0.0	0.1
Don't know	1.8	2.8	0.9	3.6	2.3

Q41H. How much do you trust each of the following, or haven't you heard enough about them to say: The Ghana Armed Force

	Urban	Rural	Male	Female	Total
Not at all	10.8	10.2	9.2	11.8	10.5
Just a little	13.8	11.8	10.4	15.2	12.8
Somewhat	31.1	29.8	28.3	32.7	30.5
A lot	41.5	43.4	49.6	35.2	42.4
Refused	0.1	0.1	0.1	0.0	0.1
Don't know	2.8	4.7	2.3	5.0	3.7

Q41I. How much do you trust each of the following, or haven't you heard enough about them to say: Courts of law?

	Urban	Rural	Male	Female	Total
Not at all	28.3	21.2	25.8	24.0	24.9
Just a little	23.9	18.2	20.3	22.1	21.2
Somewhat	31.8	31.9	32.2	31.5	31.8
A lot	11.6	21.1	17.8	14.4	16.1
Refused	0.1	0.3	0.2	0.1	0.2
Don't know	4.3	7.3	3.6	7.9	5.8

Q41J. How much do you trust each of the following, or haven't you heard enough about them to say: The Ghana Revenue Authority (GRA)

	Urban	Rural	Male	Female	Total
Not at all	29.2	25.0	27.3	27.1	27.2
Just a little	29.5	22.8	26.8	25.8	26.3
Somewhat	29.2	29.1	29.7	28.7	29.2
A lot	6.7	13.5	10.9	9.0	9.9
Refused	0.1	0.1	0.1	0.0	0.1
Don't know	5.4	9.4	5.1	9.5	7.3

Q41K. How much do you trust each of the following, or haven't you heard enough about them to say: Traditional leaders?

	Urban	Rural	Male	Female	Total
Not at all	26.0	16.0	20.5	21.9	21.2
Just a little	23.8	16.0	19.1	21.0	20.0
Somewhat	32.0	31.5	31.9	31.6	31.8
A lot	13.6	32.8	25.8	19.8	22.8
Refused	0.1	0.2	0.1	0.1	0.1
Don't know	4.6	3.4	2.6	5.5	4.1

Q41L. How much do you trust each of the following, or haven't you heard enough about them to say: Religious leaders?

	Urban	Rural	Male	Female	Total
Not at all	18.1	11.1	16.8	12.8	14.8
Just a little	20.8	16.8	19.5	18.4	18.9
Somewhat	37.9	32.6	32.5	38.3	35.4
A lot	21.0	36.5	29.2	27.7	28.4
Refused	0.1	0.1	0.1	0.0	0.1
Don't know	2.0	2.8	1.9	2.8	2.4

Q51A. Do you approve or disapprove of the way that the following people have performed their jobs over the past 12 months, or haven't you heard enough about them to say: President, President Nana Akufo Addo?

	Urban	Rural	Male	Female	Total
Strongly disapprove	13.6	18.5	16.9	15.0	15.9
Disapprove	20.2	19.6	20.1	19.6	19.9
Approve	41.7	37.0	37.9	41.1	39.5
Strongly approve	20.7	21.6	22.6	19.7	21.1
Refused	0.0	0.5	0.4	0.1	0.2
Don't know	3.7	2.9	2.1	4.5	3.3

Q51B. Do you approve or disapprove of the way that the following people have performed their jobs over the past 12 months, or haven't you heard enough about them to say: Your member of Parliament?

	Urban	Rural	Male	Female	Total
Strongly disapprove	23.4	26.6	27.3	22.6	24.9
Disapprove	32.4	28.1	30.8	29.9	30.4
Approve	28.1	29.8	28.9	28.9	28.9
Strongly approve	7.0	9.8	8.2	8.5	8.3
Refused	0.1	0.2	0.3	0.0	0.2
Don't know	8.9	5.6	4.5	10.1	7.3

Q51C. Do you approve or disapprove of the way that the following people have performed their jobs over the past 12 months, or haven't you heard enough about them to say: Your Assembly man or woman?

	Urban	Rural	Male	Female	Total
Strongly disapprove	22.6	22.1	22.7	22.0	22.4
Disapprove	30.9	23.2	25.6	28.8	27.2
Approve	27.5	38.0	35.1	29.9	32.5
Strongly approve	6.2	12.1	9.9	8.2	9.0
Refused	0.1	0.0	0.0	0.1	0.1
Don't know	12.6	4.7	6.6	11.0	8.8

Q51D. Do you approve or disapprove of the way that the following people have performed their jobs over the past 12 months, or haven't you heard enough about them to say: Your traditional leader?

	Urban	Rural	Male	Female	Total
Strongly disapprove	21.0	14.8	18.6	17.4	18.0
Disapprove	17.6	11.4	13.6	15.7	14.7
Approve	31.5	44.9	40.2	35.6	37.9
Strongly approve	6.5	19.0	13.8	11.2	12.5
Not applicable	4.1	2.5	2.8	3.9	3.3
Refused	0.1	0.3	0.1	0.2	0.2
Don't know	19.2	7.0	10.8	15.9	13.4

Q38A. How much of the time do you think the following try their best to listen to what people like you have to say: Members of Parliament?

	Urban	Rural	Male	Female	Total
Never	64.9	53.8	57.6	61.5	59.6
Only Sometimes	23.7	29.0	27.5	25.1	26.3
Often	5.5	9.2	8.3	6.2	7.3
Always	2.8	4.3	4.0	3.1	3.5
Refused	0.0	0.1	0.0	0.1	0.1
Don't know	3.1	3.6	2.6	4.0	3.3

Q38B. How much of the time do you think the following try their best to listen to what people like you have to say: Assembly men or women?

	Urban	Rural	Male	Female	Total
Never	55.4	40.6	44.3	52.4	48.3
Only Sometimes	25.3	28.8	27.5	26.5	27.0
Often	11.0	18.6	17.1	12.1	14.6
Always	5.3	9.4	9.2	5.3	7.3
Don't know	3.0	2.5	1.9	3.7	2.8

Q38C. How much of the time do you think the following try their best to listen to what people like you have to say: Traditional leaders?

	Urban	Rural	Male	Female	Total
Never	53.1	31.4	37.2	48.2	42.7
Only Sometimes	22.3	24.7	24.2	22.7	23.4
Often	10.7	23.6	19.3	14.4	16.9
Always	6.4	16.8	14.4	8.4	11.4
Don't know	7.5	3.6	4.9	6.3	5.6

Traditional leaders

Also see related questions in:

- "Institutions and leaders" above, about trust, Q41; about how often traditional leaders listen, Q38; and about job performance, Q51
- "Citizenship and participation" about contact with traditional leaders, Q12
- "Corruption," Q42

Now let's talk about traditional leaders and their role in politics and government in this country.

Q87A. How much influence do traditional leaders currently have in each of the following areas: Governing your local community?

	Urban	Rural	Male	Female	Total
None	6.3	5.5	5.5	6.4	5.9
A small amount	19.1	20.0	20.7	18.4	19.6
Some	38.0	29.0	32.6	34.8	33.7
A lot	29.3	41.0	36.9	32.9	34.9
Refused	0.4	0.0	0.3	0.1	0.2
Don't know	6.9	4.5	4.0	7.4	5.7

Q87B. How much influence do traditional leaders currently have in each of the following areas: Allocating land?

	Urban	Rural	Male	Female	Total
None	3.0	6.4	4.2	5.1	4.6
A small amount	9.6	10.5	10.2	9.9	10.0
Some	31.5	26.5	27.4	30.8	29.1
A lot	50.6	53.2	54.9	48.8	51.8
Refused	0.4	0.0	0.3	0.1	0.2
Don't know	4.9	3.4	3.0	5.4	4.2

Q87C. How much influence do traditional leaders currently have in each of the following areas: Influencing how people in their communities vote?

	Urban	Rural	Male	Female	Total
None	39.9	45.9	43.2	42.3	42.7
A small amount	17.5	17.4	17.9	17.1	17.5
Some	22.4	18.4	21.3	19.7	20.5
A lot	9.8	13.6	10.9	12.3	11.6
Refused	0.3	0.2	0.3	0.1	0.2
Don't know	10.1	4.6	6.5	8.5	7.5

Q87D. How much influence do traditional leaders currently have in each of the following areas: Solving local disputes?

	Urban	Rural	Male	Female	Total
None	3.4	4.8	4.5	3.5	4.0
A small amount	13.0	11.3	12.3	12.0	12.2
Some	37.8	26.8	33.1	31.9	32.5
A lot	41.0	55.1	47.5	48.0	47.8
Refused	0.3	0.0	0.2	0.1	0.2
Don't know	4.5	2.1	2.4	4.3	3.4

Q87E. Do you think that the amount of influence traditional leaders have in governing your local community should increase, stay the same, or decrease?

	Urban	Rural	Male	Female	Total
Decrease a lot	4.8	3.8	4.9	3.8	4.3
Decrease somewhat	11.0	9.4	10.5	9.9	10.2
Stay the same	33.7	31.7	31.2	34.2	32.7
Increase somewhat	23.3	23.7	24.5	22.5	23.5
Increase a lot	19.3	25.6	23.3	21.3	22.3
Refused	0.3	0.0	0.3	0.1	0.2
Don't know	7.6	5.7	5.3	8.1	6.7

Q88. Which of these three statements is closest to your own opinion?

Statement 1: Traditional leaders mostly look out for what is best for the people in their communities.

Statement 2: Traditional leaders mostly serve the interests of politicians and government officials.

Statement 3: Traditional leaders mostly look out for their own personal interests.

	Urban	Rural	Male	Female	Total
Do not agree with any of these statements	2.2	2.5	2.9	1.9	2.4
Statement 3: Own personal interests	47.3	32.9	39.8	41.0	40.4
Statement 2: Interests of politicians and government officials	8.9	9.6	9.5	8.9	9.2
Statement 1: What is best for the people in their communities	37.3	51.1	45.0	42.9	43.9
Refused	0.4	0.1	0.3	0.2	0.3
Don't know	3.9	3.8	2.5	5.2	3.8

Q89A. Which of the following statements is closest to your view?

Statement 1: Traditional leaders have a better grasp of political issues than ordinary people; they should give their people advice about how to vote.

Statement 2: Traditional leaders should stay out of politics and leave people to make their own decisions about how to vote.

	Urban	Rural	Male	Female	Total
Agree very strongly with 1	9.4	10.4	9.1	10.6	9.9
Agree with 1	8.3	11.3	9.6	9.9	9.7
Agree with 2	20.2	19.0	18.1	21.2	19.6
Agree very strongly with 2	53.8	53.6	57.6	49.9	53.7
Agree with neither	4.3	2.0	2.8	3.6	3.2
Refused	0.5	0.0	0.3	0.2	0.3
Don't know	3.5	3.7	2.6	4.6	3.6

Q89B. Which of the following statements is closest to your view?

Statement 1: Traditional leaders are mostly in competition with elected leaders for resources, power and influence.

Statement 2: Traditional leaders mostly work in cooperation with elected leaders to get things done.

	Urban	Rural	Male	Female	Total
Agree very strongly with 1	15.6	12.9	15.8	12.8	14.3
Agree with 1	13.4	13.2	13.3	13.4	13.3
Agree with 2	24.3	25.1	24.1	25.3	24.7
Agree very strongly with 2	29.1	36.5	35.1	30.3	32.7
Agree with neither	8.9	4.9	6.4	7.5	7.0
Refused	0.4	0.0	0.3	0.1	0.2
Don't know	8.3	7.3	5.0	10.6	7.8

Q90. Some people think that because traditional leaders are not elected, they are bad for democracy, but other people think that traditional leaders can work together with elected leaders to make democracy work better. What about you? Do you think that traditional leaders strengthen democracy, weaken democracy, or don't make a difference?

	Urban	Rural	Male	Female	Total
Weaken democracy	13.1	9.7	12.0	11.0	11.5
Don't make a difference	41.9	35.1	38.8	38.6	38.7
Strengthen democracy	34.1	42.8	41.5	35.1	38.3
Refused	0.6	0.3	0.5	0.4	0.5
Don't know	10.3	12.0	7.2	14.9	11.1



Corruption

Also see questions in “Public services and government performance” about:

- Government performance in fighting corruption, Q50
- Bribe-paying for public services, Q44

Q42A. How many of the following people do you think are involved in corruption, or haven't you heard enough about them to say: The president and officials in his office?

	Urban	Rural	Male	Female	Total
None	6.8	10.5	8.3	8.9	8.6
Some of them	53.7	45.5	49.1	50.4	49.8
Most of them	20.7	22.0	22.5	20.2	21.3
All of them	13.2	9.9	13.4	9.9	11.6
Refused	0.2	0.2	0.2	0.2	0.2
Don't know	5.3	11.9	6.4	10.5	8.4

Q42B. How many of the following people do you think are involved in corruption, or haven't you heard enough about them to say: Members of Parliament?

	Urban	Rural	Male	Female	Total
None	3.9	6.3	5.3	4.8	5.0
Some of them	52.2	47.4	49.0	50.8	49.9
Most of them	26.1	24.2	26.2	24.1	25.2
All of them	12.2	9.4	12.6	9.1	10.8
Refused	0.3	0.2	0.2	0.2	0.2
Don't know	5.4	12.6	6.6	11.1	8.9

Q42C. How many of the following people do you think are involved in corruption, or haven't you heard enough about them to say: Civil servants?

	Urban	Rural	Male	Female	Total
None	3.7	7.7	5.8	5.4	5.6
Some of them	53.5	50.1	52.1	51.7	51.9
Most of them	28.6	21.8	26.5	24.1	25.3
All of them	8.9	7.6	9.4	7.2	8.3
Refused	0.2	0.1	0.1	0.2	0.2
Don't know	5.2	12.7	6.2	11.4	8.8

Q42D. How many of the following people do you think are involved in corruption, or haven't you heard enough about them to say: Members of your Assembly men and women?

	Urban	Rural	Male	Female	Total
None	6.5	11.0	9.5	7.8	8.6
Some of them	58.4	52.6	55.8	55.4	55.6
Most of them	18.7	16.9	19.3	16.4	17.8
All of them	8.3	6.8	8.1	7.0	7.6
Refused	0.2	0.1	0.1	0.2	0.1
Don't know	8.0	12.6	7.3	13.1	10.2

Q42E. How many of the following people do you think are involved in corruption, or haven't you heard enough about them to say: Police?

	Urban	Rural	Male	Female	Total
None	3.4	5.9	4.7	4.6	4.6
Some of them	34.5	29.3	32.2	31.8	32.0
Most of them	32.5	30.4	31.7	31.3	31.5
All of them	26.4	25.3	27.5	24.3	25.9
Refused	0.2	0.1	0.1	0.2	0.1
Don't know	3.0	8.9	3.9	7.8	5.8

Q42F. How many of the following people do you think are involved in corruption, or haven't you heard enough about them to say: Judges and magistrates?

	Urban	Rural	Male	Female	Total
None	3.9	7.2	5.3	5.6	5.5
Some of them	48.4	41.0	45.4	44.3	44.9
Most of them	30.1	24.6	27.7	27.3	27.5
All of them	11.4	13.1	14.1	10.3	12.2
Refused	0.2	0.3	0.2	0.2	0.2
Don't know	6.0	13.8	7.2	12.3	9.7

Q42G. How many of the following people do you think are involved in corruption, or haven't you heard enough about them to say: Tax officials, like officials from the Ghana Revenue Authority?

	Urban	Rural	Male	Female	Total
None	3.2	6.3	4.4	5.0	4.7
Some of them	52.7	48.5	51.5	50.0	50.7
Most of them	26.4	21.0	24.7	22.9	23.8
All of them	10.0	9.7	10.9	8.8	9.8
Refused	0.3	0.1	0.3	0.2	0.2
Don't know	7.3	14.4	8.3	13.1	10.7

Q42H. How many of the following people do you think are involved in corruption, or haven't you heard enough about them to say: Traditional leaders?

	Urban	Rural	Male	Female	Total
None	6.5	15.3	10.7	10.7	10.7
Some of them	59.0	51.7	58.5	52.6	55.5
Most of them	19.9	14.0	16.7	17.5	17.1
All of them	7.4	8.0	7.9	7.5	7.7
Refused	0.2	0.1	0.1	0.3	0.2
Don't know	6.9	10.9	6.2	11.4	8.8

Q42I. How many of the following people do you think are involved in corruption, or haven't you heard enough about them to say: Religious leaders?

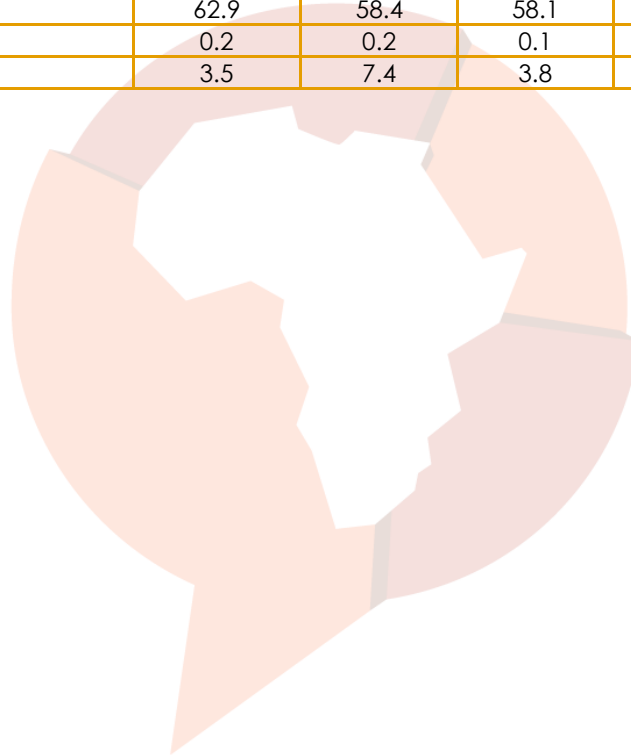
	Urban	Rural	Male	Female	Total
None	10.8	19.9	14.4	15.9	15.2
Some of them	60.5	51.9	57.2	55.6	56.4
Most of them	17.6	12.4	16.0	14.2	15.1
All of them	6.0	5.3	5.7	5.7	5.7
Refused	0.2	0.1	0.1	0.2	0.2
Don't know	4.9	10.4	6.6	8.5	7.5

Q43A. In your opinion, over the past year, has the level of corruption in this country increased, decreased, or stayed the same?

	Urban	Rural	Male	Female	Total
Increased a lot	37.7	36.3	38.4	35.7	37.1
Increased somewhat	15.7	15.2	15.5	15.4	15.5
Stayed the same	22.2	17.5	19.4	20.5	20.0
Decreased somewhat	15.4	15.4	17.3	13.5	15.4
Decreased a lot	3.2	4.7	4.3	3.6	3.9
Refused	0.2	0.1	0.0	0.3	0.2
Don't know	5.6	10.8	5.0	11.1	8.0

Q43B. In this country, can ordinary people report incidents of corruption without fear, or do they risk retaliation or other negative consequences if they speak out?

	Urban	Rural	Male	Female	Total
Can report without fear	33.4	34.0	38.0	29.5	33.7
Risk retaliation	62.9	58.4	58.1	63.3	60.7
Refused	0.2	0.2	0.1	0.3	0.2
Don't know	3.5	7.4	3.8	6.9	5.4



Public services and government performance

See related questions in the sections on “Respondents and their households” (about electricity at the household level) and “Institutions and leaders”

Now I would like to talk to you about experiences that some people have in accessing certain essential government services.

Q44A. In the past 12 months, have you had contact with a public school?

	Urban	Rural	Male	Female	Total
No	68.5	66.4	64.2	70.7	67.5
Yes	31.3	33.3	35.6	28.9	32.3
Don't know	0.2	0.3	0.2	0.3	0.2

Q44B. How easy or difficult was it to obtain the services you needed from teachers or school officials?

	Urban	Rural	Male	Female	Total
Very easy	7.5	11.2	10.5	8.0	9.3
Easy	14.9	13.3	14.6	13.6	14.1
Difficult	6.7	7.0	8.0	5.7	6.8
Very difficult	2.1	1.7	2.3	1.6	1.9
Not applicable	68.7	66.7	64.4	71.1	67.7
Don't know	0.1	0.1	0.2	0.1	0.1

Q44C. And how often, if ever, did you have to pay a bribe, give a gift, or do a favour for a teacher or school official in order to get the services you needed from the schools?

	Urban	Rural	Male	Female	Total
Never	26.3	28.2	29.2	25.3	27.2
Once or twice	3.2	2.1	3.2	2.2	2.7
A few times	1.2	1.2	1.6	0.8	1.2
Often	0.6	1.7	1.5	0.7	1.1
Not applicable	68.7	66.7	64.4	71.1	67.7
Don't know	0.0	0.1	0.1	0.0	0.0

Q44D. In the past 12 months, have you had contact with a public clinic or hospital

	Urban	Rural	Male	Female	Total
No	55.2	49.1	57.2	47.4	52.3
Yes	44.6	50.6	42.5	52.3	47.4
Don't know	0.2	0.4	0.3	0.3	0.3

Q44E. How easy or difficult was it to obtain the medical care you needed?

	Urban	Rural	Male	Female	Total
Very easy	6.5	9.5	8.0	7.9	7.9
Easy	20.2	20.5	16.1	24.5	20.3
Difficult	13.8	15.0	14.2	14.5	14.4
Very difficult	4.0	5.6	4.2	5.4	4.8
Not applicable	55.4	49.4	57.5	47.7	52.6
Don't know	0.1	0.0	0.0	0.1	0.0

Q44F. And how often, if ever, did you have to pay a bribe, give a gift, or do a favour for a health worker or clinic or hospital staff in order to get the medical care you needed?

	Urban	Rural	Male	Female	Total
Never	36.2	43.1	35.2	43.8	39.5
Once or twice	4.9	3.3	4.4	3.8	4.1
A few times	2.4	2.7	2.2	3.0	2.6
Often	0.9	1.5	0.7	1.6	1.2
Not applicable	55.4	49.4	57.5	47.7	52.6
Don't know	0.2	0.0	0.0	0.2	0.1

Q44G. In the past 12 months, have you tried to get an identity document like a birth certificate, driver's license, passport or voter's card, or permit from government?

	Urban	Rural	Male	Female	Total
No	69.4	76.5	70.4	75.2	72.8
Yes	30.6	23.3	29.6	24.7	27.1
Don't know	0.0	0.2	0.0	0.1	0.1

Q44H. How easy or difficult was it to obtain the document you needed?

	Urban	Rural	Male	Female	Total
Very easy	3.1	5.6	4.7	3.9	4.3
Easy	9.5	8.2	8.9	8.9	8.9
Difficult	11.5	5.7	9.7	7.8	8.7
Very difficult	6.3	3.7	6.3	3.9	5.1
Not applicable	69.4	76.7	70.4	75.3	72.9
Don't know	0.2	0.0	0.1	0.2	0.1

Q44I. And how often, if ever, did you have to pay a bribe, give a gift, or do a favour for a government official in order to get the document you needed?

	Urban	Rural	Male	Female	Total
Never	20.2	18.1	18.7	19.8	19.2
Once or twice	6.3	2.8	6.6	2.6	4.6
A few times	2.8	1.3	2.9	1.3	2.1
Often	1.1	1.0	1.2	0.9	1.0
Not applicable	69.4	76.7	70.4	75.3	72.9
Don't know	0.3	0.1	0.1	0.3	0.2

Q44J. In the past 12 months, have you requested assistance from the police?

	Urban	Rural	Male	Female	Total
No	89.6	91.1	86.6	94.0	90.3
Yes	10.2	8.7	13.3	5.7	9.5
Refused	0.1	0.0	0.1	0.0	0.1
Don't know	0.1	0.2	0.0	0.3	0.1

Q44K. How easy or difficult was it to obtain the assistance you needed

	Urban	Rural	Male	Female	Total
Very easy	1.0	0.3	0.9	0.4	0.6
Easy	2.9	3.2	4.2	1.9	3.0
Difficult	4.1	3.4	5.6	1.9	3.8
Very difficult	2.3	1.9	2.6	1.6	2.1
Not applicable	89.8	91.3	86.7	94.3	90.5

Q44L. And how often, if ever, did you have to pay a bribe, give a gift, or do a favour for a police officer in order to get the assistance you needed?

	Urban	Rural	Male	Female	Total
Never	5.3	3.9	6.1	3.1	4.6
Once or twice	2.3	2.5	3.5	1.3	2.4
A few times	1.3	1.3	1.8	0.9	1.3
Often	1.3	1.0	1.7	0.6	1.2
Not applicable	89.8	91.3	86.7	94.3	90.5
Don't know	0.0	0.1	0.1	0.0	0.0

Q44M. In the past 12 months, how often have you encountered the police in other situations, like at checkpoints, during identity checks or traffic stops, or during an investigation?

	Urban	Rural	Male	Female	Total
Never	50.7	60.4	50.5	60.1	55.3
Once or twice	10.7	9.7	12.1	8.2	10.2
A few times	15.9	12.6	15.0	13.6	14.3
Often	22.0	16.9	22.1	17.1	19.6
Refused	0.0	0.0	0.0	0.0	0.0
Don't know	0.7	0.5	0.2	1.0	0.6

Q44N. How often, if ever did you have to pay a bribe, give a gift, or do a favour for a police officer in order to avoid a problem during one of these encounters?

	Urban	Rural	Male	Female	Total
Never	29.5	20.7	25.2	25.4	25.3
Once or twice	6.0	5.9	8.4	3.5	6.0
A few times	4.3	5.3	5.7	3.8	4.8
Often	8.1	7.1	9.4	5.9	7.6
Not applicable	51.4	60.8	50.7	61.0	55.9
Don't know	0.7	0.2	0.6	0.3	0.4

Now let's speak about the performance of the present government of this country.

Q50A. How well or badly would you say the current government is handling the following matters, or haven't you heard enough to say: Managing the economy?

	Urban	Rural	Male	Female	Total
Very badly	22.8	27.4	24.7	25.3	25.0
Fairly badly	18.9	21.8	20.6	20.0	20.3
Fairly well	45.5	35.7	40.9	40.7	40.8
Very well	9.9	11.2	11.4	9.7	10.5
Refused	0.2	0.1	0.1	0.2	0.2
Don't know	2.6	3.9	2.3	4.1	3.2

Q50B. How well or badly would you say the current government is handling the following matters, or haven't you heard enough to say: Improving the living standards of the poor?

	Urban	Rural	Male	Female	Total
Very badly	27.3	32.8	29.7	30.2	29.9
Fairly badly	26.9	25.4	26.7	25.6	26.1
Fairly well	36.9	30.1	34.0	33.2	33.6
Very well	6.1	8.5	7.7	6.8	7.2
Refused	0.2	0.1	0.1	0.2	0.2
Don't know	2.6	3.2	1.8	4.0	2.9

Q50C. How well or badly would you say the current government is handling the following matters, or haven't you heard enough to say: Creating jobs?

	Urban	Rural	Male	Female	Total
Very badly	26.9	30.9	29.0	28.6	28.8
Fairly badly	25.5	24.5	25.9	24.2	25.0
Fairly well	39.1	31.1	34.3	36.2	35.3
Very well	5.6	8.7	8.1	6.1	7.1
Refused	0.2	0.1	0.1	0.2	0.2
Don't know	2.7	4.8	2.6	4.7	3.7

Q50D. How well or badly would you say the current government is handling the following matters, or haven't you heard enough to say: Keeping prices stable?

	Urban	Rural	Male	Female	Total
Very badly	34.8	40.1	35.9	38.8	37.3
Fairly badly	31.5	28.3	31.3	28.6	30.0
Fairly well	26.1	21.0	24.5	22.8	23.7
Very well	4.9	6.5	6.1	5.2	5.6
Refused	0.2	0.1	0.1	0.2	0.2
Don't know	2.6	3.9	2.2	4.3	3.2

Q50E. How well or badly would you say the current government is handling the following matters, or haven't you heard enough to say: Narrowing gaps between rich and poor?

	Urban	Rural	Male	Female	Total
Very badly	36.5	41.0	40.3	37.1	38.7
Fairly badly	29.2	25.6	27.6	27.4	27.5
Fairly well	25.3	21.6	23.1	24.0	23.5
Very well	4.2	5.8	5.2	4.7	5.0
Refused	0.1	0.2	0.1	0.2	0.2
Don't know	4.6	5.8	3.6	6.7	5.2

Q50F. How well or badly would you say the current government is handling the following matters, or haven't you heard enough to say: Reducing crime?

	Urban	Rural	Male	Female	Total
Very badly	28.7	30.8	30.5	28.9	29.7
Fairly badly	24.0	23.0	23.4	23.6	23.5
Fairly well	38.0	29.0	33.8	33.7	33.7
Very well	7.1	11.4	9.8	8.5	9.2
Refused	0.1	0.1	0.1	0.1	0.1
Don't know	2.0	5.7	2.3	5.2	3.8

Q50G. How well or badly would you say the current government is handling the following matters, or haven't you heard enough to say: Improving basic health services?

	Urban	Rural	Male	Female	Total
Very badly	16.6	18.2	17.7	17.0	17.3
Fairly badly	17.1	20.2	20.3	17.0	18.6
Fairly well	53.1	44.4	47.3	50.6	49.0
Very well	11.1	14.0	13.3	11.7	12.5
Refused	0.2	0.1	0.2	0.1	0.1
Don't know	2.0	3.0	1.3	3.6	2.5

Q50H. How well or badly would you say the current government is handling the following matters, or haven't you heard enough to say: Addressing educational needs?

	Urban	Rural	Male	Female	Total
Very badly	10.2	14.1	12.3	11.8	12.1
Fairly badly	11.6	13.8	13.0	12.4	12.7
Fairly well	47.6	42.0	43.7	46.1	44.9
Very well	29.0	28.4	30.0	27.4	28.7
Refused	0.2	0.1	0.2	0.1	0.1
Don't know	1.4	1.6	0.9	2.2	1.5

Q50I. How well or badly would you say the current government is handling the following matters, or haven't you heard enough to say: Providing water and sanitation services?

	Urban	Rural	Male	Female	Total
Very badly	16.0	23.9	19.6	19.9	19.8
Fairly badly	22.0	22.9	24.0	21.0	22.5
Fairly well	49.6	37.5	43.1	44.6	43.8
Very well	10.5	13.8	12.6	11.7	12.1
Refused	0.2	0.1	0.2	0.1	0.1
Don't know	1.7	1.8	0.6	2.8	1.7

Q50J. How well or badly would you say the current government is handling the following matters, or haven't you heard enough to say: Fighting corruption in government?

	Urban	Rural	Male	Female	Total
Very badly	32.6	34.5	34.8	32.2	33.5
Fairly badly	21.6	20.4	21.2	20.8	21.0
Fairly well	35.9	27.3	30.9	32.7	31.8
Very well	7.4	9.7	9.9	7.1	8.5
Refused	0.3	0.1	0.2	0.2	0.2
Don't know	2.2	8.0	3.0	7.1	5.0

Q50K. How well or badly would you say the current government is handling the following matters, or haven't you heard enough to say: Maintaining roads and bridges?

	Urban	Rural	Male	Female	Total
Very badly	28.8	43.7	36.3	35.5	35.9
Fairly badly	25.4	21.3	24.8	22.0	23.4
Fairly well	36.3	25.6	30.0	32.3	31.2
Very well	7.1	7.4	7.6	7.0	7.3
Refused	0.2	0.1	0.2	0.1	0.1
Don't know	2.2	1.9	1.1	3.0	2.0

Q50L. How well or badly would you say the current government is handling the following matters, or haven't you heard enough to say: Providing a reliable supply of electricity?

	Urban	Rural	Male	Female	Total
Very badly	11.7	21.7	15.3	17.7	16.5
Fairly badly	12.1	17.0	15.7	13.2	14.4
Fairly well	47.6	38.0	43.0	43.1	43.0
Very well	27.1	21.4	25.2	23.6	24.4
Refused	0.2	0.1	0.2	0.1	0.1
Don't know	1.3	1.8	0.7	2.3	1.5

Q50M. How well or badly would you say the current government is handling the following matters, or haven't you heard enough to say: Preventing or resolving violent conflict?

	Urban	Rural	Male	Female	Total
Very badly	15.8	17.8	15.8	17.7	16.8
Fairly badly	21.2	23.3	22.4	22.1	22.2
Fairly well	49.3	37.1	44.1	42.8	43.5
Very well	10.4	14.2	14.4	10.1	12.2
Refused	0.2	0.1	0.2	0.1	0.1
Don't know	3.0	7.6	3.1	7.3	5.2

Q50N. How well or badly would you say the current government is handling the following matters, or haven't you heard enough to say: Addressing the needs of young people?

	Urban	Rural	Male	Female	Total
Very badly	22.9	28.3	25.1	25.9	25.5
Fairly badly	24.1	23.0	23.4	23.8	23.6
Fairly well	43.2	33.4	39.8	37.2	38.5
Very well	6.9	10.1	9.3	7.5	8.4
Refused	0.2	0.2	0.2	0.1	0.2
Don't know	2.7	5.0	2.2	5.4	3.8

Q50O. How well or badly would you say the current government is handling the following matters, or haven't you heard enough to say: Protecting rights and promoting opportunities for disabled people?

	Urban	Rural	Male	Female	Total
Very badly	16.6	16.8	16.1	17.3	16.7
Fairly badly	16.1	15.0	17.2	14.0	15.6
Fairly well	43.4	38.2	40.4	41.5	40.9
Very well	9.4	13.9	13.1	10.0	11.5
Refused	0.4	0.1	0.2	0.3	0.3
Don't know	14.1	15.9	12.9	17.0	14.9

Taxation

Also see Q95B under “Economic life” and Q42G under “Corruption”

Q39A. For each of the following statements, please tell me whether you disagree or agree: The tax authorities always have the right to make people pay taxes?

	Urban	Rural	Male	Female	Total
Strongly disagree	5.4	8.6	6.4	7.5	6.9
Disagree	7.8	8.2	7.2	8.8	8.0
Neither agree nor disagree	3.1	2.7	2.2	3.6	2.9
Agree	43.0	37.0	40.3	40.0	40.2
Strongly agree	38.9	38.4	41.0	36.3	38.6
Refused	0.0	0.1	0.1	0.0	0.0
Don't know	1.8	5.0	2.9	3.8	3.3

Q45. Which of the following statements is closest to your view?

Statement 1: It is better to pay higher taxes if it means that there will be more services provided by government.

Statement 2: It is better to pay lower taxes, even if it means there will be fewer services provided by government.

	Urban	Rural	Male	Female	Total
Agree very strongly with 1	29.3	32.5	32.6	29.1	30.8
Agree with 1	16.6	16.5	16.3	16.8	16.6
Agree with 2	15.8	13.4	13.8	15.5	14.7
Agree very strongly with 2	23.4	28.1	25.8	25.5	25.7
Agree with neither	12.2	6.5	9.6	9.4	9.5
Refused	0.3	0.1	0.1	0.4	0.2
Don't know	2.3	2.9	1.9	3.3	2.6

Q46A. Based on your experience, how easy or difficult is it to do each of the following: To find out what taxes and fees you are supposed to pay to the government?

	Urban	Rural	Male	Female	Total
Very easy	3.4	4.0	3.9	3.5	3.7
Easy	19.7	16.9	19.4	17.3	18.4
Difficult	39.8	37.6	39.0	38.5	38.7
Very difficult	22.9	22.0	23.7	21.3	22.5
Refused	0.0	0.1	0.0	0.1	0.1
Don't know	14.2	19.4	14.1	19.3	16.7

Q46B. Based on your experience, how easy or difficult is it to do each of the following: To find out how government uses the revenues from people's taxes and fees?

	Urban	Rural	Male	Female	Total
Very easy	3.0	3.2	3.7	2.5	3.1
Easy	13.6	10.4	12.7	11.4	12.0
Difficult	34.9	34.9	34.6	35.2	34.9
Very difficult	36.4	33.7	37.2	32.9	35.1
Refused	0.0	0.1	0.0	0.1	0.1
Don't know	12.2	17.8	11.8	17.9	14.9

Q46C. Do you think that the amount of taxes that ordinary people in Ghana are required to pay to the government is too little, too much, or about the right amount?

	Urban	Rural	Male	Female	Total
Far too little	3.3	2.8	4.0	2.1	3.0
Somewhat too little	4.6	5.6	5.9	4.3	5.1
About the right amount	35.6	33.4	33.6	35.5	34.6
Somewhat too much	21.9	16.6	20.7	18.1	19.4
Far too much	21.1	21.3	21.6	20.8	21.2
Refused	0.2	0.1	0.1	0.2	0.2
Don't know	13.3	20.2	14.1	19.0	16.6

Q46D. Do you think that the amount of taxes that rich people in Ghana are required to pay to the government is too little, too much, or about the right amount?

	Urban	Rural	Male	Female	Total
Far too little	23.3	20.0	25.0	18.5	21.7
Somewhat too little	16.2	14.5	14.9	15.8	15.4
About the right amount	26.4	28.0	27.7	26.6	27.2
Somewhat too much	6.3	4.9	6.5	4.9	5.7
Far too much	5.1	4.2	5.1	4.3	4.7
Don't know	22.5	28.3	20.8	29.8	25.3
Refused	0.0	0.2	0.1	0.1	0.1

Q47A. Do you agree or disagree with each of the following statements: Government should make sure small traders and other people working in the informal sector pay taxes on their businesses?

	Urban	Rural	Male	Female	Total
Strongly disagree	10.5	14.2	10.0	14.5	12.3
Disagree	10.2	8.7	8.6	10.4	9.5
Neither agree or disagree	3.4	3.7	3.1	4.0	3.6
Agree	42.3	38.4	40.7	40.2	40.4
Strongly agree	32.8	32.2	36.7	28.4	32.6
Refused	0.0	0.1	0.0	0.1	0.1
Don't know	0.7	2.6	0.8	2.4	1.6

Q47B. Do you agree or disagree with each of the following statements: It is fair to tax rich people at a higher rate than ordinary people in order to help pay for government programs to benefit the poor?

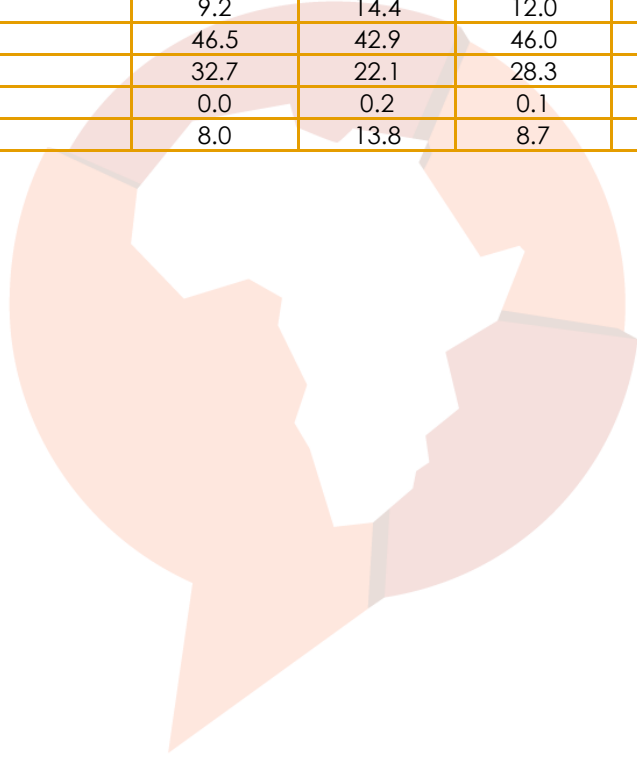
	Urban	Rural	Male	Female	Total
Strongly disagree	8.1	10.5	9.7	8.8	9.2
Disagree	9.0	9.3	10.6	7.7	9.1
Neither agree or disagree	6.5	5.1	6.0	5.7	5.8
Agree	29.9	25.4	26.5	29.0	27.8
Strongly agree	44.2	45.6	45.1	44.6	44.9
Refused	0.1	0.1	0.0	0.2	0.1
Don't know	2.2	4.1	2.1	4.1	3.1

Q47C. Do you agree or disagree with each of the following statements: The government usually uses the tax revenues it collects for the well-being of citizens?

	Urban	Rural	Male	Female	Total
Strongly disagree	12.8	11.7	13.0	11.6	12.3
Disagree	16.8	15.6	16.4	16.0	16.2
Neither agree or disagree	8.8	6.3	7.9	7.4	7.6
Agree	33.8	32.8	33.8	32.9	33.3
Strongly agree	18.9	23.4	21.7	20.4	21.0
Refused	0.1	0.7	0.2	0.5	0.4
Don't know	8.7	9.5	7.0	11.2	9.1

Q47D. In your opinion, how often, in this country, do people avoid paying the taxes that they owe the government?

	Urban	Rural	Male	Female	Total
Never	3.6	6.6	4.8	5.3	5.0
Rarely	9.2	14.4	12.0	11.2	11.6
Often	46.5	42.9	46.0	43.6	44.8
Always	32.7	22.1	28.3	27.0	27.6
Refused	0.0	0.2	0.1	0.1	0.1
Don't know	8.0	13.8	8.7	12.8	10.8



Identity and society

Q82B. Let us suppose that you had to choose between being a Ghana and being a _____ [R's ethnic group]. Which of the following statements best expresses your feelings?

	Urban	Rural	Male	Female	Total
I feel only (ethnic group)	1.6	3.8	2.4	2.9	2.7
I feel more (ethnic group) than (national identity)	5.3	5.8	5.0	6.0	5.5
I feel equally (national identity) and (ethnic group)	54.5	57.1	55.5	56.0	55.8
I feel more (national identity) than (ethnic group)	6.2	4.9	6.8	4.4	5.6
I feel only (national identity)	30.7	26.9	28.9	28.9	28.9
Not applicable	1.1	0.6	0.6	1.1	0.8
Refused	0.1	0.1	0.1	0.1	0.1
Don't know	0.6	0.7	0.7	0.5	0.6

Q82C. Do you feel comfortable speaking your mother tongue in public?

	Urban	Rural	Male	Female	Total
No	2.6	4.5	3.6	3.3	3.5
Yes	97.0	95.3	96.0	96.4	96.2
Not applicable	0.2	0.2	0.3	0.1	0.2
Don't know	0.2	0.0	0.1	0.2	0.1

Q82D. Do you feel comfortable wearing your traditional or cultural dress in public?

	Urban	Rural	Male	Female	Total
No	2.8	5.9	4.9	3.7	4.3
Yes	96.5	93.7	94.6	95.8	95.2
Not applicable	0.5	0.3	0.5	0.4	0.4
Don't know	0.2	0.1	0.1	0.2	0.1

Q82A. How often, if ever, are _____ s [R's ethnic group] treated unfairly by the government?

	Urban	Rural	Male	Female	Total
Never	72.2	69.3	71.5	70.2	70.8
Sometimes	17.3	17.7	18.1	16.9	17.5
Often	4.6	5.1	4.6	5.1	4.8
Always	1.9	3.9	2.8	2.9	2.9
Not applicable	1.1	0.6	0.6	1.1	0.8
Refused	0.0	0.0	0.0	0.0	0.0
Don't know	2.8	3.4	2.4	3.8	3.1

Q98B. How often, if ever, are _____ s [R's religious group] treated unfairly by the government?

	Urban	Rural	Male	Female	Total
Never	82.4	79.9	80.3	82.1	81.2
Sometimes	9.3	8.5	8.4	9.5	8.9
Often	2.1	2.4	2.7	1.8	2.2
Always	1.7	1.7	1.6	1.9	1.7
Not applicable	2.1	4.2	5.0	1.2	3.1
Refused	0.1	0.1	0.2	0.0	0.1
Don't know	2.4	3.2	2.0	3.5	2.8

Q84A. In the past year, how often, if ever, have you personally been treated unfairly by other Ghanaians based on: Your economic status, that is, how rich or poor you are?

	Urban	Rural	Male	Female	Total
Never	66.9	61.1	63.1	65.1	64.1
Once or twice	13.2	14.4	14.9	12.7	13.8
Several times	12.6	16.3	13.8	15.0	14.4
Many times	6.6	7.0	7.6	6.0	6.8
Don't know	0.8	1.2	0.7	1.3	1.0

Q84B. In the past year, how often, if ever, have you personally been treated unfairly by other Ghanaians based on: Your religion?

	Urban	Rural	Male	Female	Total
Never	82.4	78.4	80.0	80.9	80.5
Once or twice	8.5	8.4	8.8	8.1	8.4
Several times	6.2	7.6	7.1	6.6	6.9
Many times	2.4	3.8	3.1	3.0	3.0
Refused	0.0	0.1	0.0	0.2	0.1
Don't know	0.5	1.6	0.9	1.2	1.1

Q84C. In the past year, how often, if ever, have you personally been treated unfairly by other Ghanaians based on: Your ethnicity?

	Urban	Rural	Male	Female	Total
Never	80.3	77.4	78.4	79.4	78.9
Once or twice	9.2	9.0	10.0	8.2	9.1
Several times	7.3	9.1	8.3	8.0	8.2
Many times	2.6	3.4	2.7	3.2	3.0
Refused	0.1	0.0	0.0	0.1	0.0
Don't know	0.6	1.1	0.5	1.1	0.8

Q68. Which of the following statements is closest to your own opinion?

Statement 1: Communities are stronger when they are made up of people from different ethnic groups, races, or religions. Statement 2: Communities are stronger when they are made up of people who are similar to each other, that is, people from the same ethnic group, race, or religion.

	Urban	Rural	Male	Female	Total
Agree very strongly with 1	42.2	42.0	43.8	40.4	42.1
Agree with 1	25.2	19.4	20.1	24.7	22.4
Agree with 2	8.2	11.4	10.8	8.7	9.8
Agree very strongly with 2	19.4	22.0	20.9	20.3	20.6
Agree with neither	3.0	2.5	2.3	3.2	2.8
Refused	0.3	0.0	0.1	0.2	0.1
Don't know	1.7	2.7	1.9	2.4	2.2

Q85. Ghanaians are very diverse. They come from different religions, ethnic groups, political parties, and economic and social backgrounds. Overall, would you say that there is more that unites all Ghanaians as one people, or more that divides them?

	Urban	Rural	Male	Female	Total
Much more that divides us	7.5	8.6	9.0	7.0	8.0
Somewhat more that divides us	13.9	15.8	13.8	15.8	14.8
Somewhat more that unites us	31.7	26.3	29.1	29.2	29.1
Much more that unites us	43.0	45.8	45.8	42.9	44.3
Refused	0.0	0.0	0.0	0.0	0.0
Don't know	3.8	3.5	2.3	5.0	3.7

Q86A. For each of the following types of people, please tell me whether you would like having people from this group as neighbours, dislike it, or not care: People of a different religion?

	Urban	Rural	Male	Female	Total
Strongly dislike	3.4	5.2	3.9	4.6	4.2
Somewhat Dislike	5.0	4.9	4.0	5.9	5.0
Would not care	24.5	16.3	19.8	21.3	20.6
Somewhat like	24.4	23.3	23.3	24.5	23.9
Strongly like	42.2	49.4	48.3	43.0	45.6
Refused	0.2	0.0	0.1	0.1	0.1
Don't know	0.3	1.0	0.6	0.6	0.6

Q86B. For each of the following types of people, please tell me whether you would like having people from this group as neighbours, dislike it, or not care: People from other ethnic groups?

	Urban	Rural	Male	Female	Total
Strongly dislike	1.5	3.1	2.0	2.5	2.3
Somewhat dislike	4.2	4.8	3.6	5.3	4.5
Would not care	24.5	15.4	19.8	20.5	20.1
Somewhat like	26.0	24.5	24.7	25.8	25.3
Strongly like	43.5	51.4	49.5	45.1	47.3
Refused	0.1	0.1	0.1	0.1	0.1
Don't know	0.3	0.7	0.4	0.6	0.5

Q86C. For each of the following types of people, please tell me whether you would like having people from this group as neighbours, dislike it, or not care: Homosexuals?

	Urban	Rural	Male	Female	Total
Strongly dislike	88.3	89.3	89.4	88.2	88.8
Somewhat dislike	4.3	3.4	3.7	4.0	3.8
Would not care	3.3	2.7	2.8	3.3	3.0
Somewhat like	2.2	1.8	2.1	2.0	2.0
Strongly like	1.4	2.0	1.6	1.8	1.7
Refused	0.2	0.0	0.1	0.1	0.1
Don't know	0.3	0.8	0.3	0.7	0.5

Q86D. For each of the following types of people, please tell me whether you would like having people from this group as neighbours, dislike it, or not care: Immigrants or foreign workers?

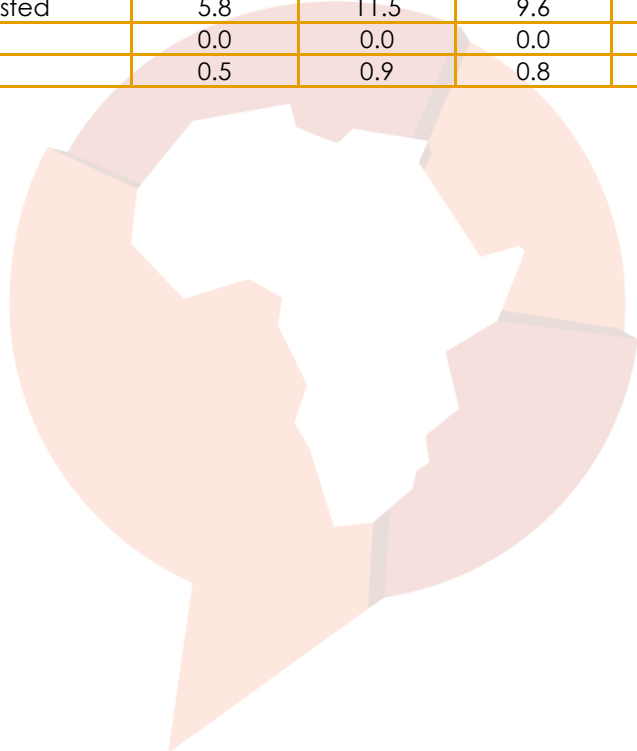
	Urban	Rural	Male	Female	Total
Strongly dislike	13.2	12.6	11.2	14.7	12.9
Somewhat dislike	13.0	10.8	11.1	12.8	11.9
Would not care	29.1	18.7	23.6	24.7	24.1
Somewhat like	27.4	30.2	30.4	27.1	28.8
Strongly like	16.2	26.3	23.0	19.0	21.0
Refused	0.2	0.0	0.0	0.2	0.1
Don't know	0.9	1.4	0.8	1.5	1.1

Q86E. For each of the following types of people, please tell me whether you would like having people from this group as neighbours, dislike it, or not care: People who support a different political party?

	Urban	Rural	Male	Female	Total
Strongly dislike	3.4	5.0	3.7	4.7	4.2
Somewhat dislike	4.1	4.8	2.9	5.9	4.4
Would not care	28.4	21.5	23.5	26.7	25.1
Somewhat like	27.0	25.9	27.6	25.4	26.5
Strongly like	36.3	40.9	41.2	35.8	38.5
Refused	0.2	0.2	0.1	0.3	0.2
Don't know	0.6	1.6	1.0	1.2	1.1

Q83. Generally speaking, would you say that most people can be trusted or that you must be very careful in dealing with people?

	Urban	Rural	Male	Female	Total
Must be very careful	93.7	87.6	89.6	92.0	90.8
Most people can be trusted	5.8	11.5	9.6	7.4	8.5
Refused	0.0	0.0	0.0	0.0	0.0
Don't know	0.5	0.9	0.8	0.6	0.7



Crime and security

Q8A. Over the past year, how often, if ever, have you or anyone in your family: Felt unsafe walking in your neighbourhood?

	Urban	Rural	Male	Female	Total
Never	56.5	67.0	61.8	61.2	61.5
Just once or twice	14.7	11.5	12.4	13.9	13.1
Several times	15.3	12.0	14.1	13.3	13.7
Many times	7.5	5.9	6.5	6.9	6.7
Always	5.6	3.2	4.7	4.2	4.5
Refused	0.1	0.0	0.1	0.0	0.1
Don't know	0.3	0.5	0.3	0.4	0.4

Q8B. Over the past year, how often, if ever, have you or anyone in your family: Feared crime in your own home?

	Urban	Rural	Male	Female	Total
Never	59.0	69.0	64.5	63.1	63.8
Just once or twice	16.3	9.5	12.4	13.7	13.1
Several times	13.4	11.9	12.4	13.0	12.7
Many times	7.4	6.1	7.0	6.5	6.8
Always	3.7	3.0	3.4	3.3	3.4
Refused	0.0	0.1	0.0	0.1	0.0
Don't know	0.1	0.4	0.3	0.2	0.2

Q54A. In any society, people will sometimes disagree with one another. These disagreements occasionally escalate into physical violence. Please tell me whether, in the past two years, you have ever personally feared any of the following types of violence. [If "Yes":] Have you actually personally experienced this type of violence in the past two years: Violence among people in your neighbourhood or village?

	Urban	Rural	Male	Female	Total
No, never	75.5	76.0	76.4	75.1	75.7
Yes, feared but didn't experience	15.1	12.3	13.1	14.5	13.8
Yes, feared and experienced	8.4	10.0	9.5	8.9	9.2
Refused	0.3	0.1	0.4	0.0	0.2
Don't know	0.8	1.5	0.7	1.6	1.1

Q54B. In any society, people will sometimes disagree with one another. These disagreements occasionally escalate into physical violence. Please tell me whether, in the past two years, you have ever personally feared any of the following types of violence. [If "Yes":] Have you actually personally experienced this type of violence in the past two years: Violence at a political rally or public protest?

	Urban	Rural	Male	Female	Total
No, never	75.0	76.8	75.3	76.5	75.9
Yes, feared but didn't experience	16.3	13.5	15.7	14.2	15.0
Yes, feared and experienced	6.9	7.3	7.7	6.4	7.1
Refused	0.1	0.0	0.1	0.0	0.0
Don't know	1.8	2.4	1.2	2.9	2.1

Climate change

Q72A. Have you heard about climate change, or haven't you had the chance to hear about this yet?

	Urban	Rural	Male	Female	Total
No	44.3	44.2	39.2	49.3	44.3
Yes	49.5	48.2	56.0	41.8	48.9
Refused	0.1	0.0	0.1	0.0	0.0
Don't know	6.1	7.6	4.7	9.0	6.8

Q72B. Do you think climate change is making life in Ghana better or worse, or haven't you heard enough to say?

	Urban	Rural	Male	Female	Total
Much better	4.8	6.1	5.6	5.2	5.4
Somewhat better	12.4	10.8	14.0	9.3	11.6
Neither/ no change / about the same	5.9	4.6	5.9	4.7	5.3
Somewhat worse	14.9	14.2	16.8	12.4	14.6
Much worse	8.8	10.0	11.5	7.3	9.4
Not applicable	50.5	51.8	44.0	58.2	51.1
Refused	0.0	0.0	0.0	0.0	0.0
Don't know	2.7	2.4	2.2	2.9	2.6

Media and access to information

Also see Q92 on radio/TV/mobile phone ownership and access to the Internet under “Respondents and their households” and Q16A on media coverage in election campaigns under “Elections.”

Now let us talk about the media and how you get information about politics and other issues.

Q55A. How often do you get news from the following sources: Radio?

	Urban	Rural	Male	Female	Total
Never	6.6	13.2	5.2	14.3	9.7
Less than once a month	3.8	5.7	3.5	5.9	4.7
A few times a month	6.0	9.6	5.6	9.8	7.7
A few times a week	21.4	21.9	20.7	22.6	21.6
Every day	62.1	49.3	64.6	47.3	55.9
Don't know	0.2	0.4	0.4	0.1	0.2

Q55B. How often do you get news from the following sources: Television?

	Urban	Rural	Male	Female	Total
Never	7.7	33.2	16.6	23.2	19.9
Less than once a month	5.4	6.0	5.0	6.3	5.6
A few times a month	7.1	6.7	6.4	7.3	6.9
A few times a week	22.6	17.3	19.2	21.0	20.1
Every day	56.7	36.1	52.2	41.6	46.9
Don't know	0.5	0.7	0.5	0.7	0.6

Q55C. How often do you get news from the following sources: Print newspapers?

	Urban	Rural	Male	Female	Total
Never	68.9	81.7	68.3	81.7	75.0
Less than once a month	10.2	4.4	8.7	6.1	7.4
A few times a month	8.1	4.8	8.8	4.3	6.5
A few times a week	5.9	4.0	6.8	3.2	5.0
Every day	5.9	3.2	6.2	3.0	4.6
Don't know	1.0	2.0	1.3	1.6	1.5

Q55D. How often do you get news from the following sources: Internet?

	Urban	Rural	Male	Female	Total
Never	49.3	73.2	52.5	68.9	60.7
Less than once a month	3.4	3.1	3.7	2.8	3.2
A few times a month	6.2	3.4	5.5	4.2	4.9
A few times a week	12.8	6.4	11.1	8.3	9.7
Every day	26.8	10.8	25.9	12.5	19.2
Don't know	1.6	3.1	1.3	3.3	2.3

Q55E. How often do you get news from the following sources: Social media such as Facebook, Twitter, WhatsApp, or others?

	Urban	Rural	Male	Female	Total
Never	45.5	70.6	50.5	64.5	57.5
Less than once a month	3.0	2.6	3.1	2.5	2.8
A few times a month	5.9	3.6	5.6	4.0	4.8
A few times a week	11.6	6.2	9.7	8.2	9.0
Every day	31.5	12.6	28.9	16.1	22.5
Refused	0.1	0.0	0.1	0.0	0.0
Don't know	2.5	4.5	2.2	4.7	3.4

Q19B. Which of the following statements is closest to your view?

Statement 1: The media should have the right to publish any views and ideas without government control.

Statement 2: The government should have the right to prevent the media from publishing things that it disapproves of.

	Urban	Rural	Male	Female	Total
Agree very strongly with 1	46.9	40.5	48.8	39.0	43.9
Agree with 1	21.9	20.9	20.7	22.2	21.4
Agree with 2	11.3	13.7	11.2	13.7	12.4
Agree very strongly with 2	16.1	18.9	15.6	19.3	17.5
Agree with neither	2.3	1.8	2.1	2.1	2.1
Refused	0.1	0.0	0.1	0.0	0.0
Don't know	1.4	4.2	1.6	3.9	2.7

Q33. Which of the following statements is closest to your view?

Statement 1: The news media should constantly investigate and report on government mistakes and corruption.

Statement 2: Too much reporting on negative events, like government mistakes and corruption, only harms the country.

	Urban	Rural	Male	Female	Total
Agree very strongly with 1	59.9	59.4	65.1	54.2	59.6
Agree with 1	23.1	21.6	19.6	25.1	22.4
Agree with 2	6.0	8.0	5.4	8.5	7.0
Agree very strongly with 2	8.3	7.9	8.0	8.3	8.1
Agree with neither	2.2	1.7	1.6	2.3	2.0
Don't know	0.5	1.4	0.3	1.5	0.9

Q56. In your opinion, how free is the news media in this country to report and comment on the news without censorship or interference by the government?

	Urban	Rural	Male	Female	Total
Completely free	41.3	38.7	41.8	38.3	40.1
Somewhat free	36.0	28.3	32.6	32.0	32.3
Not very free	14.6	15.5	14.7	15.4	15.0
Not at all free	3.5	4.9	4.6	3.8	4.2
Refused	0.1	0.0	0.1	0.0	0.1
Don't know	4.5	12.5	6.2	10.5	8.3

Q57A. Please tell me how often, in this country, you think people from each of the following groups spread information that they know is false: Government officials?

	Urban	Rural	Male	Female	Total
Never	5.4	10.4	7.6	8.0	7.8
Rarely	12.9	17.2	14.6	15.3	15.0
Sometimes	58.9	45.1	53.4	51.1	52.3
Often	18.1	15.5	19.1	14.6	16.9
Refused	0.1	0.0	0.1	0.0	0.0
Don't know	4.7	11.8	5.2	11.0	8.1

Q57B. Please tell me how often, in this country, you think people from each of the following groups spread information that they know is false: Politicians and political parties?

	Urban	Rural	Male	Female	Total
Never	2.3	6.4	4.0	4.6	4.3
Rarely	9.6	11.3	8.9	11.9	10.4
Sometimes	55.5	46.0	50.7	51.2	51.0
Often	28.7	25.9	32.0	22.7	27.4
Refused	0.1	0.0	0.1	0.0	0.0
Don't know	3.9	10.3	4.3	9.6	7.0

Q57C. Please tell me how often, in this country, you think people from each of the following groups spread information that they know is false: News media and journalists?

	Urban	Rural	Male	Female	Total
Never	4.1	8.6	5.7	6.8	6.2
Rarely	14.8	17.3	17.6	14.4	16.0
Sometimes	63.7	49.7	59.2	54.8	57.0
Often	12.6	10.5	11.5	11.8	11.6
Refused	0.1	0.1	0.1	0.1	0.1
Don't know	4.8	13.7	5.9	12.3	9.1

Q57D. Please tell me how often, in this country, you think people from each of the following groups spread information that they know is false: Social media users?

	Urban	Rural	Male	Female	Total
Never	2.0	3.7	2.3	3.3	2.8
Rarely	8.3	9.2	8.8	8.6	8.7
Sometimes	51.4	37.5	49.7	39.8	44.7
Often	21.0	15.9	20.0	17.1	18.5
Refused	0.1	0.2	0.3	0.1	0.2
Don't know	17.3	33.5	18.9	31.1	25.0

Q57E. Please tell me how often, in this country, you think people from each of the following groups spread information that they know is false: Activists and interest groups?

	Urban	Rural	Male	Female	Total
Never	4.9	7.3	6.5	5.6	6.0
Rarely	14.0	16.9	16.1	14.7	15.4
Sometimes	54.6	39.6	51.9	43.0	47.4
Often	11.0	8.7	10.5	9.4	9.9
Refused	0.1	0.3	0.1	0.2	0.2
Don't know	15.5	27.2	15.0	27.2	21.1

Let's talk about whether the government should be able to limit the sharing of news, information, or opinions on radio and TV, in newspapers, or on the internet and social media.

Q58A. Please tell me whether you agree or disagree that the government should be able to limit or prohibit sharing of: News or information that is false?

	Urban	Rural	Male	Female	Total
Strongly disagree	6.5	9.1	7.6	7.8	7.7
Disagree	5.5	8.6	7.4	6.6	7.0
Neither agree or disagree	3.3	3.7	3.2	3.9	3.5
Agree	48.9	39.9	43.4	45.9	44.6
Strongly agree	33.1	32.0	34.9	30.2	32.6
Refused	0.2	0.0	0.1	0.1	0.1
Don't know	2.5	6.6	3.4	5.5	4.5

Q58B. Please tell me whether you agree or disagree that the government should be able to limit or prohibit sharing of: News, information, or opinions that the government disapproves of?

	Urban	Rural	Male	Female	Total
Strongly disagree	17.3	17.6	18.7	16.2	17.4
Disagree	20.9	22.1	21.0	21.9	21.5
Neither agree or disagree	10.0	6.1	8.4	7.8	8.1
Agree	36.1	31.3	32.2	35.4	33.8
Strongly agree	12.6	16.0	16.0	12.5	14.2
Refused	0.1	0.0	0.1	0.1	0.1
Don't know	3.0	7.0	3.6	6.2	4.9

Q58C. Please tell me whether you agree or disagree that the government should be able to limit or prohibit sharing of: News, information, or opinions that criticize or insult the president?

	Urban	Rural	Male	Female	Total
Strongly disagree	10.8	15.4	13.4	12.6	13.0
Disagree	15.0	17.3	15.2	17.0	16.1
Neither agree or disagree	9.9	6.6	9.1	7.6	8.3
Agree	40.1	31.5	36.0	36.0	36.0
Strongly agree	21.3	21.6	22.3	20.6	21.4
Refused	0.1	0.0	0.1	0.1	0.1
Don't know	2.7	7.6	4.0	6.1	5.0

Q58D. Please tell me whether you agree or disagree that the government should be able to limit or prohibit sharing of: Hate speech, that is, news, information, or opinions designed to attack or vilify certain groups in society?

	Urban	Rural	Male	Female	Total
Strongly disagree	6.0	10.0	8.0	7.8	7.9
Disagree	10.4	14.2	12.2	12.2	12.2
Neither agree or disagree	5.3	4.8	5.0	5.1	5.0
Agree	42.3	31.3	36.8	37.3	37.1
Strongly agree	32.1	31.5	33.3	30.3	31.8
Refused	0.1	0.1	0.0	0.1	0.1
Don't know	3.9	8.2	4.7	7.2	6.0

Q59A. Have you heard about social media, for example, Facebook, Twitter, and WhatsApp?

	Urban	Rural	Male	Female	Total
No	20.3	41.0	23.2	37.2	30.2
Yes	77.5	52.8	74.1	57.2	65.7
Refused	0.1	0.1	0.2	0.0	0.1
Don't know	2.2	6.1	2.5	5.6	4.1

Q59B. Regardless of whether you personally use social media yourself, please tell me whether you agree or disagree that social media: Makes people more informed about current events?

	Urban	Rural	Male	Female	Total
Strongly disagree	1.8	0.9	1.3	1.4	1.4
Disagree	1.0	0.5	0.8	0.7	0.7
Neither agree or disagree	0.9	0.9	0.9	0.9	0.9
Agree	37.2	23.1	33.5	27.5	30.5
Strongly agree	34.1	25.5	35.8	24.2	30.0
Not applicable	22.5	47.2	25.9	42.8	34.3
Don't know	2.4	1.9	1.8	2.5	2.2

Q59C. Regardless of whether you personally use social media yourself, please tell me whether you agree or disagree that social media: Makes people more likely to believe false news?

	Urban	Rural	Male	Female	Total
Strongly disagree	2.3	1.4	1.7	2.0	1.9
Disagree	3.2	2.9	3.9	2.3	3.1
Neither agree or disagree	2.2	1.8	2.7	1.4	2.0
Agree	39.5	24.6	35.9	28.9	32.4
Strongly agree	27.7	19.7	27.9	19.9	23.9
Not applicable	22.5	47.2	25.9	42.8	34.3
Refused	0.1	0.0	0.1	0.0	0.0
Don't know	2.5	2.2	2.0	2.8	2.4

Q59D. Regardless of whether you personally use social media yourself, please tell me whether you agree or disagree that social media: Helps people have more impact on political processes?

	Urban	Rural	Male	Female	Total
Strongly disagree	1.5	0.7	1.5	0.8	1.1
Disagree	4.0	2.4	4.0	2.5	3.2
Neither agree or disagree	4.2	3.2	3.6	3.8	3.7
Agree	38.9	26.2	37.8	27.8	32.8
Strongly agree	21.6	16.7	22.7	15.9	19.3
Not applicable	22.5	47.2	25.9	42.8	34.3
Don't know	7.3	3.6	4.6	6.5	5.5

Q59E. Regardless of whether you personally use social media yourself, please tell me whether you agree or disagree that social media: Makes people more intolerant of those who have different political opinions?

	Urban	Rural	Male	Female	Total
Strongly disagree	4.3	3.1	4.3	3.1	3.7
Disagree	6.4	6.6	7.1	5.8	6.5
Neither agree or disagree	7.5	3.5	6.2	5.0	5.6
Agree	34.1	21.9	32.6	24.0	28.3
Strongly agree	16.9	13.4	18.0	12.4	15.2
Not applicable	22.5	47.2	25.9	42.8	34.3
Refused	0.2	0.0	0.1	0.1	0.1
Don't know	8.1	4.4	5.8	6.9	6.3

Q59F. Overall, do you think that the effects of social media on society are mostly positive, mostly negative, or haven't you heard enough to say?

	Urban	Rural	Male	Female	Total
Very negative	5.3	5.2	5.4	5.1	5.2
Somewhat negative	10.7	7.4	9.8	8.5	9.1
Neither positive nor negative	10.7	5.3	8.2	8.0	8.1
Somewhat positive	35.2	21.8	33.6	24.0	28.8
Very positive	11.9	9.4	13.7	7.7	10.7
Not applicable	22.5	47.2	25.9	42.8	34.3
Refused	0.0	0.0	0.0	0.0	0.0
Don't know	3.7	3.7	3.4	4.0	3.7

Q60. Which of the following statements is closest to your view?

Statement 1: Unrestricted access to the Internet and social media helps people to be more informed and active citizens, and should be protected.

Statement 2: Information shared on the Internet and social media is dividing Ghana so access should be regulated by government.

	Urban	Rural	Male	Female	Total
Agree very strongly with 1	27.7	22.0	29.6	20.3	24.9
Agree with 1	25.2	21.0	23.2	23.2	23.2
Agree with 2	13.4	12.1	12.9	12.7	12.8
Agree very strongly with 2	19.7	19.2	21.0	18.0	19.5
Agree with neither	2.9	3.7	2.6	3.9	3.3
Refused	0.2	0.0	0.1	0.1	0.1
Don't know	11.0	22.0	10.6	21.9	16.3

Q39B. For each of the following statements, please tell me whether you disagree or agree: Information held by public authorities is only for use by government officials; it should not have to be shared with the public?

	Urban	Rural	Male	Female	Total
Strongly disagree	28.2	32.4	31.0	29.4	30.2
Disagree	26.0	25.7	26.1	25.6	25.8
Neither agree or disagree	6.8	4.9	5.2	6.6	5.9
Agree	21.8	17.5	19.4	20.1	19.8
Strongly agree	11.7	12.3	13.6	10.3	12.0
Refused	0.1	0.1	0.1	0.1	0.1
Don't know	5.4	7.1	4.5	7.9	6.2

Youth

See also Q50N under “Public services and government performance.”

Note: In addition to the youth-specific questions and responses included in this section, responses to all questions in the survey can be disaggregated by age group. Visit our free online data analysis facility at <http://afrobarometer.org/online-data-analysis/analyse-online>.

Q23. Which of the following statements is closest to your view?

Statement 1: In order for our country to do well, we should listen more to the wisdom of our elders.

Statement 2: In order for our country to do well, we should listen more to fresh ideas from young people.

	Urban	Rural	Male	Female	Total
Agree very strongly with 1	35.8	44.3	37.2	42.6	39.9
Agree with 1	14.1	14.0	13.0	15.1	14.1
Agree with 2	10.3	8.4	9.3	9.4	9.4
Agree very strongly with 2	27.0	26.1	30.8	22.4	26.6
Agree with neither	11.8	6.2	9.0	9.3	9.1
Refused	0.0	0.1	0.1	0.1	0.1
Don't know	0.9	1.0	0.7	1.1	0.9

Q49A. If the government decided to make people pay more taxes in order to support programs to help young people, would you support this decision or oppose it?

	Urban	Rural	Male	Female	Total
Strongly oppose	17.6	17.8	18.7	16.8	17.7
Somewhat oppose	11.1	10.3	9.7	11.7	10.7
Neither support nor oppose	6.0	4.5	4.9	5.7	5.3
Somewhat support	24.1	22.1	21.5	24.8	23.1
Strongly support	34.0	41.0	39.6	35.1	37.4
It depends	6.4	2.6	4.8	4.3	4.6
Refused	0.0	0.1	0.2	0.0	0.1
Don't know	0.8	1.6	0.8	1.6	1.2

Q49B. If the government could increase its spending on programs to help young people, which of the following areas do you think should be the highest priority for additional investment?

	Urban	Rural	Male	Female	Total
None of the above / Some other program	0.4	1.1	0.8	0.7	0.7
Job creation	64.7	52.7	59.5	58.5	59.0
Education	15.8	23.5	20.1	18.8	19.5
Jobs training	11.4	12.0	11.8	11.6	11.7
Business loans	4.0	7.2	4.5	6.5	5.5
Social services for youth	2.5	2.8	2.3	2.9	2.6
Government should not increase spending	0.4	0.1	0.2	0.3	0.2
Refused	0.2	0.1	0.3	0.0	0.1
Don't know	0.7	0.6	0.5	0.7	0.6

Country-specific questions

Q41D1-GHA. How much do you trust each of the following, or haven't you heard enough about them to say: Your Metropolitan, Municipal or District Chief Executive?

	Urban	Rural	Male	Female	Total
Not at all	30.9	25.4	29.6	26.9	28.2
Just a little	26.7	25.7	26.1	26.4	26.2
Somewhat	25.2	26.4	25.8	25.8	25.8
A lot	8.8	15.0	13.1	10.4	11.7
Refused	0.1	0.1	0.1	0.1	0.1
Don't know	8.3	7.5	5.4	10.5	7.9

Q41M-GHA. How much do you trust each of the following, or haven't you heard enough about them to say: Information from government sources?

	Urban	Rural	Male	Female	Total
Not at all	18.5	10.4	14.6	14.6	14.6
Just a little	27.6	23.3	26.1	25.0	25.6
Somewhat	38.9	37.0	38.4	37.6	38.0
A lot	11.3	20.3	16.5	14.7	15.6
Refused	0.1	0.1	0.1	0.0	0.1
Don't know	3.7	8.9	4.2	8.2	6.2

Q41N-GHA. How much do you trust each of the following, or haven't you heard enough about them to say: Information from public media institutions?

	Urban	Rural	Male	Female	Total
Not at all	15.2	9.2	12.6	12.1	12.3
Just a little	28.4	23.8	25.8	26.5	26.2
Somewhat	40.7	38.1	40.5	38.4	39.4
A lot	12.1	19.9	16.9	14.8	15.9
Refused	0.1	0.1	0.1	0.1	0.1
Don't know	3.5	8.9	4.1	8.1	6.1

Q41O-GHA. How much do you trust each of the following, or haven't you heard enough about them to say: Information from private media institutions?

	Urban	Rural	Male	Female	Total
Not at all	14.8	9.3	11.7	12.7	12.2
Just a little	29.6	23.6	26.8	26.6	26.7
Somewhat	39.7	37.4	39.9	37.3	38.6
A lot	12.1	19.8	17.2	14.3	15.8
Refused	0.2	0.1	0.2	0.2	0.2
Don't know	3.5	9.8	4.2	8.9	6.5

Q41P-GHA. How much do you trust each of the following, or haven't you heard enough about them to say: Information from Social Media?

	Urban	Rural	Male	Female	Total
Not at all	23.0	16.2	20.5	19.0	19.7
Just a little	26.8	20.7	25.4	22.5	23.9
Somewhat	31.0	27.4	32.3	26.3	29.3
A lot	7.4	12.6	10.0	9.8	9.9
Refused	0.2	0.4	0.4	0.1	0.3
Don't know	11.6	22.7	11.5	22.3	16.9

Q42B1-GHA. How many of the following people do you think are involved in corruption, or haven't you heard enough about them to say: Officials of the Electoral Commission (EC)?

	Urban	Rural	Male	Female	Total
None	7.5	11.9	10.4	8.8	9.6
Some of them	57.4	51.1	55.9	52.9	54.4
Most of them	17.2	14.6	15.0	16.9	16.0
All of them	8.8	6.6	8.2	7.3	7.7
Refused	0.2	0.1	0.1	0.2	0.1
Don't know	8.9	15.9	10.4	14.0	12.2

Q42D1-GHA. How many of the following people do you think are involved in corruption, or haven't you heard enough about them to say: Your Metropolitan, Municipal or District Chief Executive?

	Urban	Rural	Male	Female	Total
None	4.8	8.1	5.9	6.8	6.3
Some of them	54.6	49.2	53.4	50.7	52.0
Most of them	22.1	20.6	22.7	20.1	21.4
All of them	10.0	8.0	10.4	7.7	9.0
Refused	0.2	0.1	0.1	0.2	0.1
Don't know	8.4	14.1	7.6	14.6	11.1

Q42J-GHA. How many of the following people do you think are involved in corruption, or haven't you heard enough about them to say: Media persons from public media institutions?

	Urban	Rural	Male	Female	Total
None	4.7	9.6	7.6	6.4	7.0
Some of them	66.0	56.4	62.6	60.2	61.4
Most of them	17.1	13.1	15.2	15.1	15.2
All of them	5.0	5.4	6.0	4.4	5.2
Refused	0.2	0.1	0.1	0.2	0.2
Don't know	7.0	15.5	8.4	13.7	11.0

Q42K-GHA. How many of the following people do you think are involved in corruption, or haven't you heard enough about them to say: Media persons from private media institutions?

	Urban	Rural	Male	Female	Total
None	5.1	8.9	7.4	6.4	6.9
Some of them	64.4	57.9	62.9	59.8	61.3
Most of them	18.0	11.0	15.6	13.7	14.7
All of them	4.8	5.5	5.5	4.7	5.1
Refused	0.2	0.1	0.1	0.2	0.2
Don't know	7.4	16.7	8.4	15.2	11.8

Q48B-GHA. Thinking of the most important problem(s) you mentioned, would you say the current government has done nothing at all, a little bit, somewhat or a lot to address them since it assumed office in January 2017?

	Urban	Rural	Male	Female	Total
Not at all	26.0	38.7	32.7	31.5	32.1
A little bit	46.1	40.0	42.9	43.5	43.2
Somewhat	14.7	9.5	13.2	11.2	12.2
A lot	3.6	4.2	4.2	3.7	3.9
Not applicable	1.6	2.3	1.6	2.2	1.9
Don't know	2.6	2.4	1.5	3.6	2.5

Q51C1-GHA. Do you approve or disapprove of the way that the following people have performed their jobs over the past twelve months, or haven't you heard enough about them to say: Your Metropolitan, Municipal or District Chief Executive?

	Urban	Rural	Male	Female	Total
Strongly disapprove	21.2	22.4	24.2	19.3	21.8
Disapprove	32.4	29.1	29.4	32.3	30.8
Approve	25.1	30.1	29.8	25.2	27.5
Strongly approve	5.1	7.0	7.4	4.6	6.0
Refused	0.1	0.3	0.1	0.2	0.2
Don't know	16.1	11.2	9.1	18.4	13.7

Q76A-GHA. Are you aware of the December 2019 referendum to determine whether local government elections should be made partisan or remain non-partisan?

	Urban	Rural	Male	Female	Total
No	51.4	50.3	42.9	58.9	50.9
Yes	40.8	42.9	51.9	31.7	41.8
Refused to answer	0.1	0.0	0.1	0.0	0.0
Don't know	7.7	6.8	5.1	9.4	7.3

Q76B-GHA. Please tell me whether you agree or disagree with the following statements: The Electoral Commission's preparations towards the December 2019 referendum to determine whether local government elections should be made partisan or remain non-partisan have been satisfactory

	Urban	Rural	Male	Female	Total
Strongly disagree	4.5	4.7	6.4	2.8	4.6
Disagree	7.7	7.7	10.1	5.2	7.7
Neither agree nor disagree	4.8	2.2	4.5	2.7	3.6
Agree	15.2	17.1	19.1	13.2	16.1
Strongly agree	5.6	7.8	8.7	4.7	6.7
Refused to answer	0.1	0.0	0.1	0.1	0.1
Don't know	2.8	3.4	3.1	3.1	3.1
Not applicable	59.2	57.1	48.1	68.3	58.2

Q76C-GHA. Would you say there has been little, a lot, or no education at all on the December 2019 referendum that will determine whether local government elections should be made partisan or remain non-partisan?

	Urban	Rural	Male	Female	Total
No, not at all	9.5	9.5	12.7	6.4	9.5
Yes, a little	22.0	23.1	28.6	16.5	22.5
Yes, a lot	7.0	8.1	8.8	6.3	7.5
Not applicable	59.5	57.2	48.1	68.6	58.4
Don't know	2.1	2.1	1.9	2.3	2.1

Q76D-GHA. How likely or not is it that you will vote in the December 2019 referendum that will determine whether local government elections should be made partisan or remain non-partisan?

	Urban	Rural	Male	Female	Total
Not at all likely	20.4	15.2	15.6	20.2	17.9
Not very likely	12.8	8.7	9.6	12.1	10.9
Somewhat likely	15.6	15.5	16.6	14.5	15.5
Very likely	36.4	49.6	48.4	37.1	42.7
Refused	0.1	0.2	0.0	0.3	0.2
Don't know	14.6	10.8	9.8	15.8	12.8

Q77A-GHA. Please tell me whether you agree or disagree with the following statements: The Electoral Commission has always remained fair to all political parties, even with changes in leadership

	Urban	Rural	Male	Female	Total
Strongly disagree	4.5	6.1	6.1	4.5	5.3
Disagree	18.8	17.1	19.6	16.3	18.0
Neither agree nor disagree	13.8	10.8	11.9	12.8	12.4
Agree	42.6	39.3	41.1	41.0	41.0
Strongly agree	12.6	15.2	14.8	12.8	13.8
Refused	0.1	0.2	0.1	0.2	0.1
Don't know	7.5	11.4	6.4	12.4	9.4

Q77B-GHA. The Electoral Commission recently carried out a limited voter registration exercise. In your opinion, would you say the exercise was well or badly organized or you have not heard enough to say?

	Urban	Rural	Male	Female	Total
Very badly organized	10.9	9.1	12.4	7.7	10.1
Fairly badly organized	14.6	11.3	13.3	12.7	13.0
Fairly well organized	40.0	35.3	37.6	38.0	37.8
Very well organized	19.4	26.5	24.9	20.7	22.8
Refused	0.2	0.1	0.2	0.1	0.1
Don't know	14.9	17.6	11.6	20.8	16.2

Q78A-GHA. It's been almost three years since the government introduced the free senior high school (SHS) education policy. Please tell me whether you agree or disagree with the statements below: The free SHS policy has created opportunity for many who otherwise would not have been able to pay for secondary education

	Urban	Rural	Male	Female	Total
Strongly disagree	4.0	5.3	5.3	4.0	4.7
Disagree	4.6	4.4	4.9	4.0	4.5
Neither agree nor disagree	2.8	2.5	2.9	2.5	2.7
Agree	24.6	22.3	22.7	24.2	23.5
Strongly agree	63.6	62.5	63.1	63.0	63.1
Refused	0.1	0.0	0.0	0.1	0.0
Don't know	0.3	3.0	1.1	2.2	1.6

Q78B-GHA. It's been almost three years since the government introduced the free senior high school (SHS) education policy. Please tell me whether you agree or disagree with the statements below: It is better to have free SHS even if it leads to an increase in the number of educated citizens who cannot find a job

	Urban	Rural	Male	Female	Total
Strongly disagree	20.4	22.5	21.8	20.9	21.4
Disagree	19.4	20.4	20.0	19.7	19.8
Neither agree nor disagree	8.7	5.7	6.3	8.3	7.3
Agree	26.7	21.9	24.3	24.5	24.4
Strongly agree	24.1	26.5	26.3	24.2	25.3
Refused	0.1	0.1	0.0	0.1	0.1
Don't know	0.6	3.0	1.3	2.2	1.7

Q78C-GHA. It's been almost three years since the government introduced the free senior high school (SHS) education policy. Please tell me whether you agree or disagree with the statements below: In implementing the free SHS policy, the government should have targeted only poor who otherwise will not be able to pay for secondary education

	Urban	Rural	Male	Female	Total
Strongly disagree	27.9	26.9	29.1	25.8	27.4
Disagree	19.8	16.9	17.4	19.4	18.4
Neither agree nor disagree	4.3	5.3	4.6	4.9	4.8
Agree	19.6	17.1	19.7	17.1	18.4
Strongly agree	27.4	31.2	27.9	30.5	29.2
Refused	0.1	0.0	0.0	0.1	0.0
Don't know	1.0	2.6	1.3	2.1	1.7

Q78D-GHA. Which of the following statements is closest to your view? Choose Statement 1 or Statement 2.
Statement 1: Government should have ensured that all the necessary structures for free SHS are in place before its implementation.

Statement 2: Government took the right decision to start the implementation of the free SHS policy and address the challenges as they arise.

	Urban	Rural	Male	Female	Total
Agree very strongly with 1	37.9	33.4	37.6	33.9	35.8
Agree with 1	13.2	15.3	13.8	14.7	14.2
Agree with 2	11.6	9.3	9.0	12.0	10.5
Agree very strongly with 2	33.3	37.2	36.8	33.6	35.2
Agree with neither	2.5	1.8	1.7	2.6	2.2
Refused	0.1	0.0	0.0	0.1	0.1
Don't know	1.3	2.9	1.1	3.0	2.1

Q79A-GHA. In Ghana today, people have different ways of saving their money. In your opinion is it very safe, somewhat safe, not safe, or not at all safe to keep your money in the following places: Traditional 'sus' collectors?

	Urban	Rural	Male	Female	Total
Not at all safe	50.1	44.4	51.8	43.0	47.4
Not safe	27.3	22.0	24.5	25.0	24.8
Somewhat safe	16.4	19.2	15.1	20.4	17.7
Very safe	4.3	11.9	6.7	9.1	7.9
Don't know	1.9	2.5	1.8	2.5	2.2

Q79B-GHA. In Ghana today, people have different ways of saving their money. In your opinion is it very safe, somewhat safe, not safe, or not at all safe to keep your money in the following places: Banks?

	Urban	Rural	Male	Female	Total
Not at all safe	6.7	7.1	6.5	7.2	6.9
Not safe	10.6	5.5	8.5	7.8	8.2
Somewhat safe	27.8	22.9	23.7	27.2	25.4
Very safe	53.7	62.1	59.7	55.7	57.7
Don't know	1.3	2.4	1.6	2.1	1.8

Q79C-GHA. In Ghana today, people have different ways of saving their money. In your opinion is it very safe, somewhat safe, not safe, or not at all safe to keep your money in the following places: Savings and loans company?

	Urban	Rural	Male	Female	Total
Not at all safe	32.6	33.1	34.3	31.4	32.8
Not safe	31.3	24.8	28.1	28.3	28.2
Somewhat safe	27.1	26.1	25.5	27.8	26.6
Very safe	6.2	10.3	9.0	7.3	8.2
Refused	0.0	0.1	0.1	0.0	0.1
Don't know	2.8	5.5	3.0	5.2	4.1

Q79D-GHA. In Ghana today, people have different ways of saving their money. In your opinion is it very safe, somewhat safe, not safe, or not at all safe to keep your money in the following places: Microfinance companies?

	Urban	Rural	Male	Female	Total
Not at all safe	34.9	34.8	36.2	33.5	34.9
Not safe	32.5	25.7	29.1	29.4	29.2
Somewhat safe	24.4	24.3	24.0	24.8	24.4
Very safe	5.1	8.7	7.2	6.4	6.8
Refused	0.0	0.1	0.1	0.0	0.1
Don't know	3.0	6.4	3.3	5.9	4.6

Q79E-GHA. In Ghana today, people have different ways of saving their money. In your opinion is it very safe, somewhat safe, not safe, or not at all safe to keep your money in the following places: Mobile Money Wallet?

	Urban	Rural	Male	Female	Total
Not at all safe	10.1	9.9	10.4	9.5	10.0
Not safe	16.5	11.6	13.5	14.9	14.2
Somewhat safe	38.4	33.9	36.6	35.9	36.2
Very safe	33.1	39.8	37.6	34.9	36.3
Don't know	1.9	4.9	1.9	4.8	3.3

Q79F-GHA. In Ghana today, people have different ways of saving their money. In your opinion is it very safe, somewhat safe, not safe, or not at all safe to keep your money in the following places: Home?

	Urban	Rural	Male	Female	Total
Not at all safe	44.1	52.5	49.1	47.1	48.1
Not safe	21.0	16.0	17.7	19.4	18.6
Somewhat safe	24.6	16.9	21.4	20.4	20.9
Very safe	9.7	13.3	11.3	11.6	11.4
Refused	0.0	0.2	0.1	0.1	0.1
Don't know	0.7	1.0	0.3	1.4	0.8

Q80A-GHA. Have you, in the past 12 months, had contact or experience with the formal justice system in Ghana?

	Urban	Rural	Male	Female	Total
No	94.5	93.2	92.5	95.2	93.9
Yes	4.4	5.1	6.3	3.1	4.7
Refused to answer	0.0	0.0	0.0	0.0	0.0
Don't know	1.1	1.8	1.1	1.7	1.4

Q80B1-GHA. Have you, in the past 12 months, had contact or experience with the formal justice system in Ghana: Independence of institutions within the justice system?

	Urban	Rural	Male	Female	Total
Very low	0.7	0.8	1.1	0.3	0.7
Low	1.2	0.9	1.7	0.3	1.0
Moderate	1.1	1.9	1.5	1.5	1.5
High	0.8	0.7	1.1	0.4	0.8
Very high	0.6	0.7	0.8	0.5	0.7
Not applicable	95.6	94.9	93.7	96.9	95.3
Don't know	0.0	0.0	0.0	0.0	0.0

Q80B2-GHA. Have you, in the past 12 months, had contact or experience with the formal justice system in Ghana: Professionalism of officials within the justice system?

	Urban	Rural	Male	Female	Total
Very low	0.9	1.0	1.5	0.3	0.9
Low	1.2	1.1	1.7	0.6	1.1
Moderate	0.8	1.5	1.4	0.9	1.2
High	0.8	0.9	1.3	0.4	0.9
Very high	0.5	0.5	0.4	0.7	0.5
Not applicable	95.6	94.9	93.7	96.9	95.3
Don't know	0.1	0.1	0.0	0.2	0.1

Q80B3-GHA. Have you, in the past 12 months, had contact or experience with the formal justice system in Ghana: Corruption in institutions within the justice system?

	Urban	Rural	Male	Female	Total
Very low	0.4	0.6	0.6	0.5	0.5
Low	0.2	0.6	0.4	0.4	0.4
Moderate	0.9	1.7	1.9	0.6	1.3
High	1.4	1.1	1.9	0.7	1.3
Very high	1.3	0.9	1.5	0.8	1.1
Not applicable	95.6	94.9	93.7	96.9	95.3
Don't know	0.2	0.1	0.1	0.1	0.1

Q80B4-GHA. Have you, in the past 12 months, had contact or experience with the formal justice system in Ghana: Fairness of justice and administrative processes and proceedings?

	Urban	Rural	Male	Female	Total
Very low	1.1	0.8	1.5	0.4	1.0
Low	0.9	1.7	1.6	1.0	1.3
Moderate	1.2	1.6	2.2	0.6	1.4
High	0.9	0.5	0.7	0.7	0.7
Very high	0.3	0.3	0.2	0.3	0.3
Not applicable	95.6	94.9	93.7	96.9	95.3
Don't know	0.1	0.1	0.0	0.2	0.1

Q80B5-GHA. Have you, in the past 12 months, had contact or experience with the formal justice system in Ghana: Responsiveness of the justice and administrative processes and proceedings?

	Urban	Rural	Male	Female	Total
Very low	0.6	0.9	1.0	0.5	0.8
Low	1.4	1.8	2.3	0.8	1.5
Moderate	1.2	1.8	2.1	0.8	1.4
High	0.8	0.3	0.7	0.4	0.6
Very high	0.4	0.2	0.3	0.4	0.3
Not applicable	95.6	94.9	93.7	96.9	95.3
Don't know	0.1	0.1	0.1	0.1	0.1

Q80B6-GHA. Have you, in the past 12 months, had contact or experience with the formal justice system in Ghana: Transparency in justice and administrative processes and proceedings?

	Urban	Rural	Male	Female	Total
Very low	1.0	1.2	1.4	0.8	1.1
Low	1.2	1.6	2.0	0.8	1.4
Moderate	1.3	1.4	2.0	0.8	1.4
High	0.5	0.6	0.7	0.4	0.5
Very high	0.3	0.2	0.2	0.3	0.2
Not applicable	95.6	94.9	93.7	96.9	95.3
Don't know	0.1	0.1	0.1	0.1	0.1

Q80CPT1-GHA. What is the most important reason that would prevent you or any Ghanaian from using the formal justice delivery system in Ghana? (First response)

	Urban	Rural	Male	Female	Total
Costs of using formal justice system too expensive	32.6	30.2	31.7	31.2	31.4
Formal justice system procedures too complex and technical to understand	5.3	6.3	6.3	5.3	5.8
Formal justice system proceedings take a long time before judgement is given	11.3	8.9	11.2	9.1	10.2
Sectors within the formal justice system are located in areas far from where they are needed most	1.5	2.3	2.3	1.4	1.9
Formal justice system service providers are not available in most parts of the country	1.4	1.5	1.5	1.4	1.5
Absence of legal aid services or free legal help for people like me who cannot afford the cost	2.5	2.6	2.6	2.4	2.5
The formal justice system favors the rich and powerful against the poor	10.5	7.1	10.3	7.5	8.9
Officials in the formal justice system will demand money or favor before rendering needed service	4.0	3.1	3.8	3.4	3.6
Other responses	5.5	10.6	8.0	7.9	7.9
Refused	1.5	0.9	1.2	1.2	1.2
Don't know	23.8	26.6	21.1	29.2	25.1

Q80CPT2-GHA. What is the most important reason that would prevent you or any Ghanaian from using the formal justice delivery system in Ghana? (Second response)

	Urban	Rural	Male	Female	Total
Costs of using formal justice system too expensive	13.7	12.2	14.6	11.4	13.0
Formal justice system procedures too complex and technical to understand	6.6	7.4	9.4	4.6	7.0
Formal justice system proceedings take a long time before judgement is given	13.3	11.8	13.9	11.3	12.6
Sectors within the formal justice system are located in areas far from where they are needed most	3.2	3.2	2.4	4.0	3.2
Formal justice system service providers are not available in most parts of the country	2.3	2.7	2.0	2.9	2.5
Absence of legal aid services or free legal help for people like me who cannot afford the cost	3.2	3.9	3.6	3.6	3.6
The formal justice system favors the rich and powerful against the poor	12.9	10.5	12.0	11.5	11.8
Officials in the formal justice system will demand money or favor before rendering needed service	6.4	3.4	5.0	4.9	4.9
Other responses	1.1	1.7	1.8	1.0	1.4
No further reply	37.2	42.9	35.2	44.7	40.0
Refused	0.0	0.2	0.1	0.1	0.1

Q80CPT3-GHA. What is the most important reason that would prevent you or any Ghanaian from using the formal justice delivery system in Ghana? (Third response)

	Urban	Rural	Male	Female	Total
Costs of using formal justice system too expensive	9.5	8.8	9.7	8.6	9.1
Formal justice system procedures too complex and technical to understand	6.3	5.4	6.7	5.0	5.8
Formal justice system proceedings take a long time before judgement is given	9.6	7.7	9.7	7.7	8.7
Sectors within the formal justice system are located in areas far from where they are needed most	1.9	3.2	3.0	2.1	2.5
Formal justice system service providers are not available in most parts of the country	2.8	3.7	2.9	3.6	3.2
Absence of legal aid services or free legal help for people like me who cannot afford the cost	4.6	3.8	4.2	4.2	4.2
The formal justice system favors the rich and powerful against the poor	12.4	8.9	12.1	9.3	10.7

Officials in the formal justice system will demand money or favor before rendering needed service	6.7	5.9	6.9	5.8	6.3
Other responses	0.6	2.2	1.6	1.1	1.4
No further reply	45.4	50.5	43.3	52.4	47.9
Refused	0.1			0.1	0.0

Q83B.1-GCP. How much do you trust: People different religion?

	Urban	Rural	Male	Female	Total
Not at all	15.2	16.0	14.5	16.6	15.5
Not very much	17.6	17.3	16.2	18.7	17.5
Somewhat	42.4	35.4	40.4	37.8	39.1
Completely	24.0	30.0	27.9	25.8	26.9
Don't know	0.8	1.3	1.1	1.0	1.0

Q83B.2-GCP. How much do you trust: People different ethnicity?

	Urban	Rural	Male	Female	Total
Not at all	25.3	25.8	23.2	27.8	25.5
Not very much	21.7	19.1	20.5	20.4	20.4
Somewhat	38.1	33.1	37.2	34.1	35.7
Completely	14.0	19.9	17.5	16.1	16.8
Don't know	1.0	2.1	1.5	1.5	1.5

Q83C.1-GCP. To what extent do you agree with the following statements: People like you accepted for who they are.

	Urban	Rural	Male	Female	Total
Strongly Disagree	3.0	4.0	3.1	3.9	3.5
Disagree	5.3	7.5	6.9	5.8	6.4
Neither Agree nor Disagree	4.4	5.5	5.0	4.9	5.0
Agree	55.5	48.5	50.3	54.0	52.1
Strongly Agree	29.2	32.6	32.7	28.9	30.8
Don't know	2.5	2.0	1.9	2.5	2.2

Q83C.2-GCP. To what extent do you agree with the following statements: People like you have a say in country.

	Urban	Rural	Male	Female	Total
Strongly Disagree	3.1	4.4	2.9	4.5	3.7
Disagree	9.5	7.3	8.5	8.3	8.4
Neither Agree nor Disagree	7.3	6.9	8.2	6.0	7.1
Agree	47.8	44.2	45.0	47.2	46.1
Strongly Agree	26.6	33.4	31.3	28.4	29.9
Don't know	5.8	3.9	4.0	5.7	4.9

Other

Q100. Just one more question: Who do you think sent us to do this interview?

	Urban	Rural	Male	Female	Total
No one	1.2	0.8	0.6	1.4	1.0
Afrobarometer	45.4	32.7	46.9	31.9	39.3
Research Company	5.4	5.4	5.2	5.6	5.4
Non-government or religious organization	10.7	8.2	9.3	9.7	9.5
University / School / College	0.9	0.6	0.5	1.0	0.8
Private company	2.0	0.9	1.2	1.7	1.5
Media	1.0	0.3	0.8	0.6	0.7
Political party or politician	2.8	4.3	2.6	4.4	3.5
Government	19.2	27.1	20.2	25.8	23.0
International organization or another country	0.0	0.3	0.2	0.1	0.2
God	0.1	0.5	0.5	0.1	0.3
Other	0.8	1.9	1.2	1.4	1.3
Refused	0.6	0.7	0.3	0.9	0.6
Don't know	9.9	16.2	10.4	15.5	13.0